

DOWNERS GROVE SANITARY DISTRICT
GENERAL MANAGER'S REPORT
March 14, 2025

March Board Meeting

Copies of documentation for the following agenda items are enclosed for the March 18, 2025, meeting:

- 1) Proposed Agenda
- 2) Minutes of the February 11, 2025, regular meeting
- 3) Claim Ordinance 1947
- 4) Memo regarding Business Insurance Renewals
- 5) Approval of Proposed FY 2025-26 Budget/Five Year Plan and Adoption of Appropriation Ordinance
- 6) Memo regarding adoption of Ordinance No. ORD 25-01 Amending Rates and Fees
- 7) Memo regarding General Manager compensation for FY 2025-26
- 8) Planned Retirement Preparation Approval
- 9) Memo regarding Mercury Clean up Contract Award
- 10) Progress Report on Facility Plan

BOLI Meeting

A BOLI meeting is scheduled for 6:45 pm on March 18, 2025. The meeting will be at the District Admin Center in the Board Room. The packet for that meeting is enclosed.

Operations Reports

Copies of the following are enclosed for February operations:

- 1) Progress Report from Carly on Administrative Services activities.
- 2) The WWTC Operations Report from Marc.
- 3) The WWTC/Lift Station Maintenance Report from Nick.
- 4) Progress Report from Todd on Sewer System Maintenance activities.
- 5) Progress Report from Keith on Sewer System Construction and Code Enforcement activities.
- 6) Progress Report from Reese on Laboratory activities.
- 7) Engineering Report

Safety

The Safety Committee met on February 25th and closed two safety reports. One report was for a minor finger injury, and the other report was for a near miss related to a blind curve created by double parked vehicles.

Bottled eyewash boxes have been installed at Hobson, Wroble, Butterfield, Northwest, and Earlston lift stations.

Financial

A copy of the Investment Schedule as of February 28, 2025, is enclosed.

The Treasurer's Report for February 2025 covering the first ten months of FY 25-26 is included herein, along with a summary cover memo.

Meetings

I attended the following meetings since the February 11, 2025, General Manager's report:

- February 8 - Downers Grove Civic Center Celebration
- February 13 - DRSCW Executive Committee meeting in Lombard. Larry also attended.
- February 21 - IAWA PFAS Subcommittee meeting
- February 25 - IAWA member meeting regarding NIP/NARP permit modifications
- February 26 - DRSCW Annual Meeting. Larry also attended.
- February 28 - IAWA Nutrient Subcommittee meeting
- March 4 - CSWEA IL Section Ad Hoc Apprenticeship Committee meeting
- March 7 - IWSS Monthly Engagement meeting
- March 12 - CSWEA Government Affairs Seminar in Springfield
- March 12 - IAWA Executive Committee meeting in Springfield
- March 12 & 13 - IAWA Mini-Conference in Springfield. Carly also attended.
- March 14 - Waubensee Water Ways Business & Industry Leadership Team (BILT) meeting

Miscellaneous

At the DRSCW Annual Meeting, I was elected President of the DRSCW.

I will be taking vacation on March 24 – 28.

Copies of the following items are enclosed:

- 1) February 2025 DGSD WWTC wastewater reports of SARS-CoV-2, influenza A & B and RSV levels
- 2) General Manager's Report to the Employees dated February 21 and March 7
- 3) Sewer Overflow and Bypass Event Report for February 25 Wroble Lift Station force main break
- 4) 2025 Progress Report on WWTC PDOP, dated March 5

cc: AES, JMW, ME, BOLI, DM, CS

**DOWNERS GROVE SANITARY DISTRICT
BOARD OF TRUSTEES MEETING
MARCH 18, 2025 – 7:00 PM
BOARD ROOM**

PROPOSED AGENDA

- I. APPROVAL OF MINUTES
 - A. REGULAR MEETING – FEBRUARY 11, 2025
- II. APPROVAL OF CLAIM ORDINANCE NO. 1947
- III. PUBLIC COMMENT
- IV. OLD BUSINESS
- V. NEW BUSINESS
 - A. BUSINESS INSURANCE RENEWALS
 - B. APPROVAL OF FY 2025-26 BUDGET/FIVE YEAR PLAN AND ADOPTION OF APPROPRIATION ORDINANCE
 - C. ORDINANCE NO. ORD 25-01 AMENDING RATES AND FEES
 - D. GENERAL MANAGER COMPENSATION FOR FY 2025-26
 - E. PLANNED RETIREMENT PREPARATION APPROVAL
 - F. MERCURY CLEAN UP CONTRACT AWARD
- VI. FACILITY PLAN UPDATE
- VII. BOARD PACKET QUESTIONS AND COMMENTS

PUBLIC COMMENT:

The District has an online form for the Public who cannot attend the meeting to submit public comment. District staff shall read aloud any received public comments during the Public Comment portion of the meeting. Public comments for Public not attending the meeting in person need to be submitted before 4:00 p.m. on March 18, 2025. The form can be found here:

<https://www.dgsd.org/government/public-comment/>



MINUTES

The monthly meeting of the Downers Grove Sanitary District Board of Trustees was held on Tuesday, February 11, 2025, convening at 7:00 p.m. The meeting was held at the District's Administration Center, 2710 Curtiss Street, Downers Grove. Present were Trustees Amy E. Sejnost, Jeremy M. Wang, and Mark Eddington, General Manager Amy R. Underwood, Administrative Supervisor Carly S. Shaw, Information Coordinator Alyssa J. Caballero and Attorney Dan McCormick.

Minutes of Regular Meeting – January 21, 2025

A motion was made by Trustee Wang seconded by Trustee Eddington approving the minutes of the regular meeting held on January 21, 2025 and authorizing the President and Clerk to sign same. The motion carried.

Minutes of Executive Session – January 21, 2025

A motion was made by Trustee Wang seconded by Trustee Eddington approving the minutes of the executive session held on January 21, 2025 and authorizing the President and Clerk to sign same. The motion carried.

Claim Ordinance No. 1946

A motion was made by Trustee Eddington seconded by Trustee Wang adopting Claim Ordinance No. 1946 in the total amount of \$787,741.58 as presented and authorizing the President and Clerk to sign same. The motion carried. (Votes recorded: Ayes–Sejnost, Wang, and Eddington)

Public Comment – None

Old Business

Attorney Dan McCormick provided an update of a show cause account.

New Business

Review And Final Disposition of Executive Session Records

The Board reviewed the written minutes of the meeting of March 21, 2023, to determine if the verbatim records could be destroyed as provided by state statute. A motion was made by Trustee Wang seconded by Trustee Sejnost approving destruction of the verbatim record of the executive session held on March 21, 2023, as provided by state statute. The motion carried. (Votes recorded: Ayes–Sejnost and Wang. Abstain–Eddington.)

Five-Year Financial Plan and Budget Review – Fiscal Years 2025-2026 to 2029-2030

General Manager Underwood presented the following budget documents: Five-Year Financial

Plan for Fiscal Years 2025-2026 to 2029-2030, Notice of Availability of Fiscal Year 2025-2026 Appropriation Ordinance/Budget for public review, revised Budget Calendar, and the proposed Appropriation Ordinance for Fiscal Year 2025-2026. She reviewed the Five-Year Plan including planned expenses and anticipated revenues to the General Corporate, Improvement, Construction, and Public Benefit funds. Board expressed reservations on the rate increases for years 2 through 5 of the five-year plan. The Notice of Availability of the Fiscal Year 2025-2026 was recommended to be published in the local paper on February 13. Final approval of the Five-Year Financial Plan and the Appropriation Ordinance is scheduled for the March 18 regular meeting. A motion was made by Trustee Eddington and seconded by Trustee Wang authorizing publication on February 13 of the Notice of Availability of Fiscal Year 2025-2026 Appropriation Ordinance/Budget for public review. The motion carried. (Votes recorded: Ayes–Sejnost, Wang and Eddington.)

Facility Plan Update

General Manager Underwood reviewed the Facility Plan progress for January. Trustee Eddington requested that B&W and staff work towards having a rough idea of the total financial needs that will be identified in the facility plan to provide the Board when the budget and five-year financial plan are presented in 2026.

Questions and Comments

General Manager Underwood reviewed the additional documents Sewer System Maintenance Supervisor Freer included in his monthly report.

Trustee Eddington commended staff for their hard work preparing the annual budget and expressed his appreciation for staff working on the new accounting system and billing portal. He congratulated Reese Berry for his 15 years of service with the District and Siamak Azarnia on his 10 years.

Trustee Wang also congratulated Reese Berry for his 15 years of service with the District and Siamak Azarnia on his 10 years. He expressed his appreciation to Trustee Eddington for his insight regarding the budget and staff for their hard work preparing it.

Trustee Sejnost also congratulated Reese Berry for his 15 years of service with the District and Siamak Azarnia on his 10 years. She inquired about the issues with CHP 1 and the recent assessment from Nissen. Lastly, she noted the CSWEA “Water’s Worth It” contest for local middle school students.

A motion was made by Trustee Eddington seconded by Trustee Wang to adjourn the regular meeting at 9:44 p.m. The motion carried.

Approved: March 18, 2025

President

Attest: _____
Clerk

Downers Grove, Illinois

Date: March 18, 2025

Claim Ordinance No. 1947

An Ordinance Providing for the Payment of Certain Claims.

WHEREAS, it appears to the Board of Trustees of the Downers Grove Sanitary District that there are certain claims against said District which would be allowed and paid therefore,

BE IT ORDAINED, by the Board of Trustees of the Downers Grove Sanitary District

That the following claims be and they are hereby approved and ordered paid and that an order be drawn on the Treasurer of said District out of the funds shown below. Said claims, totaling **\$817,530.88** being in words and figures as follows:

PAYROLL END DATE: 02.15.25
 PAYROLL PAID DATE: 02.21.25
 G/L DATE: 03.31.25

G/L NUMBER	COST DESCRIPTION	DEBIT	CREDIT
01-00.1001	CASH - PAYROLL ACCOUNT		81109.88-
01-00.2000	FEDERAL TAX WITHHELD		11692.15-
01-00.2001	STATE TAX WITHHELD		5766.68-
01-00.2002	SOCIAL SECURITY WITHHELD		9460.50-
01-00.2003	IMRF WITHHELD		5337.07-
01-00.2013	CREDIT UNION WITHHELD		2737.00-
01-00.2014	VOLUNTARY ADDITIONAL PENSION CONTRIBUTION		5366.81-
01-00.2017	VOLUNTARY GROUP LIFE		208.00-
01-00.2020	DEFERRED COMPENSATION WITHHELD - ICMARC		150.00-
01-00.2021	FLEXIBLE ACCOUNT WITHHELD - MEDICAL		438.84-
01-00.2022	FLEXIBLE ACCOUNT WITHHELD - DEPENDENT CARE		168.31-
01-00.2024	FLEXIBLE ACCOUNT WITHHELD - PREM CONVERSION		1707.69-
01-00.2025	EMPLOYEE INS PREM CONTRIBUTION - POST TAX		236.41-
01-00.2026	DEFERRED COMPENSATION WITHHELD - IPPFA		976.03-
01-00.2027	DEFERRED COMPENSATION WITHHELD - IPPFA ROTH		272.00-
01-00.2028	DC PLAN LOAN REPAYMENT WITHHELD		212.00-
01-11.A003	GENERAL MANAGEMENT	11431.97	
01-11.A004	FINANCIAL RECORDS	8929.21	
01-11.A005	ADMINISTRATIVE RECORDS	2048.37	
01-11.A007	CODE ENFORCEMENT	12986.68	
01-11.A008	SAFETY ACTIVITIES	1784.10	
01-12.A006	ENGINEERING	284.94	
01-12.A009	OPERATIONS MANAGEMENT	4787.69	
01-12.A011	MAINTENANCE - WWTC	16196.48	
01-12.A013	MAINTENANCE - ENERGY RECOVERY	120.89	
01-12.A014	MAINTENANCE - ELECTRICAL	6756.28	
01-12.A021	WWTC - OPERATIONS	15713.37	
01-12.A022	WWTC - SLUDGE HANDLING	5482.78	
01-12.A030	BUILDING AND GROUNDS	4834.39	
01-13.A009	OPERATIONS MANAGEMENT	4600.87	
01-13.A041	LAB - WWTC	5845.53	
01-13.A042	LAB - PRETREATMENT	569.88	
01-13.A048	LAB - ENERGY RECOVERY	169.67	
01-14.A051	SEWER MAINTENANCE	13812.41	
01-14.A054	SEWER MAINTENANCE - BACKUPS AND HIGH FLOWS	400.00	
01-14.A066	INSPECTION - CODE ENFORCEMENT	6646.15	
01-15.A006	ENGINEERING	94.98	
01-15.A009	OPERATIONS MANAGEMENT	314.31	
01-15.A080	LIFT STATION MAINTENANCE	2028.42	
		125839.37	125839.37-

PAYROLL END DATE: 03.01.25
 PAYROLL PAID DATE: 03.07.25
 G/L DATE: 03.31.25

G/L NUMBER	COST DESCRIPTION	DEBIT	CREDIT
01-00.1001	CASH - PAYROLL ACCOUNT		81144.37-
01-00.2000	FEDERAL TAX WITHHELD		12042.17-
01-00.2001	STATE TAX WITHHELD		5796.25-
01-00.2002	SOCIAL SECURITY WITHHELD		9506.83-
01-00.2003	IMRF WITHHELD		5404.06-
01-00.2013	CREDIT UNION WITHHELD		2737.00-
01-00.2014	VOLUNTARY ADDITIONAL PENSION CONTRIBUTION		5438.36-
01-00.2020	DEFERRED COMPENSATION WITHHELD - ICMARC		150.00-
01-00.2021	FLEXIBLE ACCOUNT WITHHELD - MEDICAL		438.84-
01-00.2022	FLEXIBLE ACCOUNT WITHHELD - DEPENDENT CARE		168.31-
01-00.2024	FLEXIBLE ACCOUNT WITHHELD - PREM CONVERSION		1707.69-
01-00.2025	EMPLOYEE INS PREM CONTRIBUTION - POST TAX		367.75-
01-00.2026	DEFERRED COMPENSATION WITHHELD - IPPFA		916.45-
01-00.2027	DEFERRED COMPENSATION WITHHELD - IPPFA ROTH		410.96-
01-00.2028	DC PLAN LOAN REPAYMENT WITHHELD		212.00-
01-11.A003	GENERAL MANAGEMENT	9394.56	
01-11.A004	FINANCIAL RECORDS	8245.63	
01-11.A005	ADMINISTRATIVE RECORDS	2024.80	
01-11.A006	ENGINEERING	807.33	
01-11.A007	CODE ENFORCEMENT	13976.30	
01-11.A008	SAFETY ACTIVITIES	1903.10	
01-12.A006	ENGINEERING	1092.28	
01-12.A009	OPERATIONS MANAGEMENT	5097.99	
01-12.A011	MAINTENANCE - WWTC	15610.79	
01-12.A013	MAINTENANCE - ENERGY RECOVERY	217.60	
01-12.A014	MAINTENANCE - ELECTRICAL	7090.76	
01-12.A021	WWTC - OPERATIONS	16359.82	
01-12.A022	WWTC - SLUDGE HANDLING	6273.67	
01-12.A030	BUILDING AND GROUNDS	4063.74	
01-13.A009	OPERATIONS MANAGEMENT	4025.75	
01-13.A041	LAB - WWTC	5890.91	
01-13.A042	LAB - PRETREATMENT	907.54	
01-13.A048	LAB - ENERGY RECOVERY	124.29	
01-14.A006	ENGINEERING	47.49	
01-14.A051	SEWER MAINTENANCE	10514.28	
01-14.A054	SEWER MAINTENANCE - BACKUPS AND HIGH FLOWS	400.00	
01-14.A066	INSPECTION - CODE ENFORCEMENT	6690.72	
01-14.A072	SEWER INVESTIGATIONS	3315.47	
01-15.A006	ENGINEERING	47.49	
01-15.A009	OPERATIONS MANAGEMENT	193.42	
01-15.A080	LIFT STATION MAINTENANCE	2125.31	
		126441.04	126441.04-

===== VENDOR =====		===== INVOICE =====							
NAME	NUMBER	DATE	NUMBER	G/L NUMBER	EXPENSE DESCRIPTION	EXPENSE	CHECK AMT	CHECK NO	
ACE HARDWARE	A000095	02/24/25	338107	01-12.B116	MSB SUPPLIES	19.96	19.96	065377	
ACI Payments Inc.	A000096	02/18/25	1000133197	01-11.B110	OLR FEES	26.80	26.80	106515	
ADVOCATE OCCUPATIONAL HEALTH	A000150	01/26/25	18367511	01-12.B117	DRUG TEST	35.00	35.00	065378	
ALLAN C. ALONGI	A000250	02/01/25	01	01-11.B121	SHOW CAUSE HEARINGS	2744.00	2744.00	065379	
ALTORFER INDUSTRIES, INC.	A000292	03/05/25	P6AC0121946	01-12.B501	SKID STEER BUCKET EDGE	275.16			
		03/10/25	P6AC0122174	01-15.B521	CENTEX GEN OIL TOP OFF	36.78			
		03/06/25	PM6A0035054	01-12.B513	EMERG GEN #3 ANNUAL PM	2115.00			
		03/06/25	PM6A0035056	01-12.B513	EMERG GEN #2 ANNUAL PM	2115.00			
		03/12/25	PM6A0035165	01-15.B524	HOBSON LS STAT GEN ANN PM	2234.50			
		03/12/25	PM6A0035166	01-15.B527	VENARD LS STAT GEN ANN PM	1212.00	7988.44	106516	
Amazon Business	A000296	02/04/25	16DNRJL1DWCM	01-11.B115	WEBCAM	37.65			
		02/04/25	16DNRJL1DWCM	01-12.B116	OFFICE SUPPLIES	29.88			
		03/06/25	16DYKR7L4VR6	01-12.B116	MSB SUPPLIES	39.37			
		02/28/25	17CGDCLNRVY3	01-12.B802	HYPO BLDG LIGHT UPGRD SUP	44.07			
		02/03/25	17F4G76H1NW4	01-12.B112	TABLET CASES	140.60			
		02/03/25	17QPGCHK936P	01-11.B116	WATER COOLER FILTER	94.94			
		02/03/25	17QPGCHK936P	01-14.B113	LENS WIPES	13.46			
		02/15/25	19N73G7MMF74	01-11.B113	HARD LINER CREDIT	35.47-			
		02/06/25	19WPJXVD16RX	01-12.B812	HAND SPREADER/BIN	186.93			
		03/04/25	1HQN4WXV7373	01-12.B113	SAFETY GLASSES	34.98			
		03/04/25	1HQN4WXV7373	01-12.B116	FACIAL TISSUE	24.99			
		02/21/25	1J3XPF74GPCK	01-13.B122	FLASH MIXER MOD SUPPLIES	133.46			
		03/05/25	1KHRVJDM4GFG	01-13.B116	PAPERTOWELS	57.00			
		03/04/25	1MPKNYR66L1	01-12.B112	TABLET TRAVEL COVERS	35.13			
		11/28/24	1NGNGHJX3RK6	01-12.B116	PITCHERS	56.96			
		02/24/25	1NHQJR7NDCJJ	01-12.C225	LIGHTING UPGRADE SUPPLIES	41.86			
		03/11/25	1NQVH1P77N9F	01-12.B117	NP BOOTS	164.95			
		02/06/25	1NTT7J1G13ML	01-11.B113	EYE WASH STATION RECEIPT	108.85			
		02/18/25	1P1YLWN9KRDK	01-11.B113	SHOE CLEATS	57.58			
		02/11/25	1RJ7XKWT1M99	01-11.B113	SHOE CLEATS	55.73			
		02/17/25	1TGXTMPXDDK6	01-12.B116	OFFICE SUPPLIES	32.23			
		03/10/25	1WHQHFGK1TTR	01-11.B113	3M HEADCOVERS	215.98			
		10/24/24	1YMT19CH1GKK	01-12.B116	KEY RINGS/NOZZLE/CONNECT	49.57			
		01/21/25	1YP776CM6K19	01-12.B116	CREDIT	17.91-			
		02/16/25	1YRLWJXPY3Y9	01-11.B116	OFFICE SUPPLIES	43.10	1645.89	106517	
AMERICAN HOIST & MANLIFT, INC	A000315	02/21/25	32762	01-15.B524	ELEVATOR SWITCH & INSTALL	943.00	943.00	106518	
AMERICAN NATIONAL SKYLINE	A000320	02/27/25	0003986	01-11.B118	ADMIN CTR WINDOW CLEANING	72.00	72.00	106519	
ASSP-DUES	A000325	02/07/25	0044703	01-11.B117	MEMBERSHIP DUES	225.00	225.00	065419	
AUTOZONE - AZ COMMERCIAL	A000600	02/20/25	02576768954	01-12.C225	BATTERY CORE CREDIT	22.00-			
		03/06/25	02576777922	01-14.C225	BATTERY	177.99			
		03/07/25	02576778371	01-14.C225	BATTERY	238.99			
		03/07/25	02576778372	01-14.C225	CORE CREDIT	22.00-			
		03/07/25	02576778373	01-14.C225	BATTERY RETURN CREDIT	155.99-			
		02/20/25	2576768954	01-11.C225	OIL & FILTER	11.80			
		02/20/25	2576768954	01-14.C225	BATTERY	87.99	316.78	065380	
BAXTER & WOODMAN, INC.	B000120	02/14/25	026758	01-13.B124	PRETREATMENT ASSIST 2024	1303.50			

===== VENDOR =====		===== INVOICE =====							
NAME	NUMBER	DATE	NUMBER	G/L NUMBER	EXPENSE DESCRIPTION	EXPENSE	CHECK AMT	CHECK NO	
		02/14/25	026767	01-14.B902	ROGERS ST SWR RPLC DESIGN	8069.25			
		02/14/25	0268755	01-11.B124	FLOW MONITORING	2375.12			
		02/14/25	0268772	01-11.B124	FACILITY PLAN	25628.50			
		02/14/25	0268774	01-11.B124	2025 MISC ENGINEER SVCS	2856.25	40232.62	106520	
BELDING TANK TECHNOLOGIES, INC.	B000127	02/19/25	26041	01-12.B502	TANK RPRS/INSPECT/GASKETS	1654.00	1654.00	065420	
BERLAND'S HOUSE OF TOOLS	B000140	03/12/25	365962	01-12.B511	RAILING INSTALL TOOL	43.99	43.99	065381	
BradyIFS	B000319	02/06/25	9732864	01-12.B116	MSB SUPPLIES	195.69			
		02/18/25	9772187	01-12.B116	MSB SUPPLIES	119.36			
		02/18/25	9772189	01-12.B116	MSB SUPPLIES	55.19			
		02/20/25	9781579	01-12.B116	MSB SUPPLIES	356.48			
		02/24/25	9791096	01-12.B116	MSB SUPPLIES	197.70	924.42	106521	
BREUER METAL CRAFTSMEN INC.	B000330	03/06/25	15896	01-12.B511	INTERM CLAR#1 BRDG GRATE	8860.00			
		03/06/25	15897	01-12.B511	INTERM CLAR#2 BRDG GRATE	8860.00	17720.00	065382	
BRUCKER COMPANY	B000400	02/25/25	233075	01-12.B507	ABS BLOWER FILTERS	907.40	907.40	106522	
CHICAGO METROPOLITAN FIRE	C000240	01/31/25	00452917	01-12.B113	FIRE ALARM TEST/INSPECT	468.00	468.00	065383	
CINTAS #344	C000300	02/04/25	4220049014	01-12.B117	PLANT UNIFORMS	138.86			
		02/04/25	4220049014	01-14.B117	SS UNIFORMS	46.38			
		02/11/25	4220775248	01-12.B117	PLANT UNIFORMS	106.17			
		02/11/25	4220775248	01-14.B117	SS UNIFORMS	46.38			
		02/18/25	4221490633	01-12.B117	PLANT UNIFORMS	103.98			
		02/18/25	4221490633	01-14.B117	SS UNIFORMS	46.38			
		02/25/25	422212596	01-12.B117	PLANT UNIFORMS	103.98			
		02/25/25	422212596	01-14.B117	SS UNIFORMS	46.38			
		03/04/25	4222950747	01-12.B117	PLANT UNIFORMS	103.98			
		03/04/25	4222950747	01-14.B117	SS UNIFORMS	46.38			
		03/11/25	4223746890	01-12.B117	PLANT UNIFORMS	103.98			
		03/11/25	4223746890	01-14.B117	SS UNIFORMS	46.38	939.23	065384	
CLOUDMELLOW	C000333	03/01/25	251034	01-11.B115	MONTHLY WEB HOSTING	95.00	95.00	065421	
COLLEY ELEVATOR CO.	C000370	02/28/25	276618	01-12.B113	ELEVATOR TEST/INSPECT	670.00	670.00	106523	
COMCAST	C000373	03/03/25	877120120055	01-11.B112	BACK UP INTERNET	151.45	151.45	065385	
Comcast	C000375	03/03/25	001001919637	01-11.B112	INTERNET SERVICE	838.46	838.46	065386	
COMED	C000380	02/14/25	0464955000	01-15.B100	COLLEGE LS ELECTRIC	789.12			
		02/14/25	0771764000	01-15.B100	LIBERTY PK LS ELECTRIC	742.16			
		02/14/25	1557021222	01-15.B100	EARLSTON LS ELECTRIC	600.97			
		02/14/25	2125907000	01-15.B100	CENTEX LS ELECTRIC	178.52			
		02/25/25	2764819000	01-12.B100	BIG TOP ELECTRIC	142.23			
		02/14/25	4675132222	01-15.B100	WROBLE LS ELECTRIC	1206.22			
		02/25/25	8159307000	01-12.B100	WALNUT HSE ELECTRIC	87.02			
		02/25/25	8159307000	01-14.B910	BSSRAP ELECTRIC	328.81			
		01/31/25	9492723333	01-11.B100	ADMIN CTR ELECTRIC	289.72			
		01/31/25	9492723333	01-12.B100	PLANT ELECTRIC	6694.03	11058.80	065387	
CONCENTRIC INTEGRATION, LLC	C000410	02/14/25	0268764	01-11.B115	2024-2025 MANAGED SUPPORT	2434.00			
		02/14/25	0268764	01-12.B513	2024-2025 MANAGED SUPPORT	3651.00			
		02/14/25	0268766	01-11.B115	T&M IT	75.00			
		02/14/25	0268766	01-12.B513	T&M SCADA	45.59			
		02/14/25	0268766 2	01-11.B115	3 COMPUTERS/2 DOCKING STN	3176.63			

===== VENDOR =====		===== INVOICE =====						
NAME	NUMBER	DATE	NUMBER	G/L NUMBER	EXPENSE DESCRIPTION	EXPENSE	CHECK AMT	CHECK NO
		02/17/25	0269307	01-12.B513	SCADA SOFTWARE RPLC PHS 2	9046.36	18428.58	106524
CONSTELLATION NEWENERGY	C000435	02/17/25	15678315	01-15.B100	COLLEGE LS FEB ELECTRIC	278.24		
		02/17/25	15678316	01-15.B100	HOBSON LS FEB ELECTRIC	1876.13		
		02/17/25	15678317	01-15.B100	LIB PARK LS FEB ELECTRIC	310.95		
		01/30/25	15678318	01-15.B100	WROBLE LS JAN ELECTRIC	611.00		
		02/17/25	15678318 2	01-15.B100	WROBLE LS FEB ELECTRIC	829.96		
		02/17/25	15678319	01-15.B100	EARLSTON LS FEB ELECTRIC	246.05		
		01/24/25	15678320	01-15.B100	VENARD LS JAN ELECTRIC	422.30		
		02/24/25	15678320 2	01-15.B100	VENARD LS FEB ELECTRIC	330.01		
		01/21/25	15678321	01-15.B100	CENTEX LS JAN ELECTRIC	39.53		
		02/21/25	15678321 2	01-15.B100	CENTEX LS FEB ELECTRIC	119.44		
		02/17/25	15678322	01-15.B100	BTTRFLD LS FEB ELECTRIC	171.39		
		02/17/25	15678323	01-15.B100	NORTHWEST LS FEB ELECTRIC	1509.97	6744.97	106525
CUMMINS, INC.	C000650	03/03/25	F2250311090	01-12.B501	DUMP TRK PM SERVICE	826.89	826.89	065388
CURTIS MARTIN GROUP, INC.	C000660	03/07/25	9146	01-11.B115	ZIP CODE CORRECTION	120.00	120.00	106526
DAHME MECHANICAL INDUSTRIES	D000030	01/31/25	20250041	01-12.B505	RS DISCHARGE VLV INSTALL	6888.00	6888.00	106527
DANIEL MCCORMICK, P. C.	D000035	02/28/25	23	01-11.B124	LEGAL SERVICES	855.00	855.00	065389
DELTA SONIC	D000220	02/28/25	0023605	01-11.C225	ADMIN CAR WASHES	16.66		
		02/28/25	0023605	01-12.C225	PLANT CAR WASHES	16.66		
		02/28/25	0023605	01-14.C225	SS CAR WASHES	49.98	83.30	106528
VILLAGE OF DOWNERS GROVE	D000480	02/19/25	19856	01-11.B121	METER READINGS	491.12		
		03/04/25	19905	01-11.C222	ADMIN CTR FUEL	183.79		
		03/04/25	19905	01-12.C222	PLANT FUEL	1346.63		
		03/04/25	19905	01-13.C222	LAB FUEL	41.81		
		03/04/25	19905	01-14.C222	SS FUEL	1246.40		
		02/28/25	C20272700	01-11.B121	PLANT WATER	729.84		
		02/28/25	C20272710	01-11.B102	ADMIN CTR WATER	54.98	4094.57	065390
DUPAGE COUNTY RECORDER	D000620	11/25/24	40606335	01-11.B121	LIEN RELEASES	57.00		
		12/26/24	40612603	01-11.B121	LIEN RELEASES	57.00		
		03/05/25	40625273	01-11.B121	LIEN RELEASES	57.00	171.00	065391
EJ EQUIPMENT, INC.	E000030	03/04/25	P15486	01-14.B115	TIGER TAILS	84.40	84.40	065392
Elmhurst Occupational Health	E000127	01/31/25	0019705700	01-11.B113	HEP A VACCINE	130.00	130.00	065422
EVOQUA WATER TECHNOLOGIES	E000470	02/20/24	906456637	01-12.B506	RETURN CREDIT	139.00-		
		03/04/25	906917401	01-12.B506	PRIM 4 CHAIN	1486.42	1347.42	106529
EXODUS TECHNOLOGY SERVICE	E000480	02/14/25	25113	01-11.B124	IT SERVICES	4557.00	4557.00	065393
EYE MED VISION CARE	E000600	03/01/25	166708429	01-17.E455	VISION INSURANCE	448.70	448.70	065394
FRP INSPECTION & CONSULTING	F000010	02/17/25	1262	01-12.B502	HYPO/BISULFITE TANK INSP	2550.00	2550.00	106530
FIRST ADVANTAGE	F000130	01/31/25	948333	01-12.B117	DRUG TEST	36.55	36.55	106531
FirstComm	F000136	03/27/25	127691496	01-11.B112	ADMIN CTR PHONES	286.35		
		03/27/25	127691496	01-12.B112	PLANT PHONES	319.89		
		03/27/25	127691496	01-13.B112	LAB PHONES	58.59		
		03/27/25	127691496	01-14.B112	SS PHONES	170.75	835.58	065423
FIRST ENVIRONMENTAL LAB	F000140	02/10/25	188897	01-13.B123	JAN 2025 BIOSOLID CLASS B	322.80		
		02/21/25	189097	01-13.B123	NPDES MONTHLY	117.60	440.40	106532
FLUID PROCESS CONTROL CORP.	F000210	03/05/25	177551	01-12.B501	GASKETS/ORINGS	721.19	721.19	065395
Foster's Test Lane	F000270	12/11/24	45862	01-12.C225	VEHICLE INSPECTION	46.00		

===== VENDOR =====		===== INVOICE =====							
NAME	NUMBER	DATE	NUMBER	G/L NUMBER	EXPENSE DESCRIPTION	EXPENSE	CHECK AMT	CHECK NO	
		12/11/24	45862	01-14.C225	VEHICLE INSPECTION	46.00	92.00	065396	
TODD FREER	F000360	02/20/25	REIMBURSE	01-14.B117	WWETT SHOW 2025	339.68	339.68	106571	
FREDRIKSEN FIRE EQUIPMENT CO	F000382	02/03/25	238306	01-11.B113	FIRE EXTINGSHRS ANN MAINT	431.68			
		03/11/25	239236	01-11.B113	FIRE EXTINGUISHERS	1689.01	2120.69	065424	
GASVODA & ASSOCIATES INC.	G000200	01/15/25	25PTS0033	01-15.B529	SEAL WATER FLTR ELEMENTS	321.03	321.03	065397	
GLENROCK COMPANY	G000403	02/19/25	1618863	01-12.B506	SELF LEVELING CONCRETE	571.56	571.56	065425	
GROOT, INC.	G000445	03/01/25	14047455T098	01-12.B102	GRIT SCREEN DUMPSTER	713.80	713.80	065426	
W. W. GRAINGER, INC.	G000520	01/31/25	9392565660	01-12.B812	LED LIGHTS	135.45			
		02/03/25	9393413886	01-12.B113	EAR MUFFS	26.02			
		02/03/25	9393413894	01-11.B113	CREDIT	9.43-			
		02/03/25	9393618500	01-12.B812	RAW SEW BLDG LIGHT TIMER	113.89			
		02/03/25	9394016159	01-12.B117	WATER/OIL RESIST GLOVES	23.24			
		02/03/25	9394151375	01-12.B513	BACKFLOW PREVENTER PARTS	667.61			
		02/04/25	9394723119	01-12.B812	UTILITY REBATE	122.85-			
		02/04/25	9395880850	01-11.B113	EYE WASH BOTTLES	123.50			
		02/04/25	9396013535	01-12.B810	DIG 3 SUPERNATANT SINK	842.54			
		02/04/25	9396013543	01-12.B810	FAUCET & P-TRAP	374.34			
		02/04/25	9396098973	01-12.B116	BATTERIES	34.89			
		02/07/25	9399529529	01-15.B529	MANUAL CHAIN HOIST	481.40			
		02/07/25	9400105202	01-12.B113	DISPOSABLE GLOVES	154.10			
		02/11/25	9403091078	01-11.B113	UNISEX TRACTION DEVICES	141.76			
		02/11/25	9404023211	01-12.B512	MSB SUPPLIES	219.19			
		02/11/24	9404023229	01-12.B512	MSB SUPPLIES	146.87			
		02/12/25	9405292906	01-12.B502	HYPO/BISLFTE TANK GASKETS	560.64			
		02/13/25	9406256959	01-12.B502	GARDEN HOSE ADAPTER/CAP	11.85			
		02/13/25	9406256967	01-12.B502	HOSE/TOTE/BUSHING	72.16			
		02/13/25	9406813080	01-15.B826	RECESSED LIGHTING	23.96			
		02/14/25	9407828467	01-15.B826	LWR LVL LIGHTING CONTACT	23.96			
		02/17/25	9408872100	01-12.B502	BALL VALVE	30.78			
		02/17/25	9408872118	01-12.B810	GUIDE/PIPE FITTING REAMER	118.90			
		02/17/25	9409041069	01-12.B810	DIG 3 SINK RPLC CREDIT	683.54-			
		02/17/25	9409041077	01-12.B810	FREIGHT ADJUSTMENT	159.00-			
		02/17/25	9409922631	01-12.B810	DIG 3 SUPERNATANT SINK	842.54			
		02/17/25	9409922649	01-11.B113	CREDIT	72.72-			
		02/18/25	9411305320	01-12.B510	HEATER HOSE	89.58			
		02/18/25	9411626592	01-12.B116	BATTERIES	35.18			
		02/18/25	9412064173	01-11.B113	BACKPACK/EAR PLUGS	197.38			
		02/19/25	9413351835	01-12.B512	MSB SUPPLIES	127.29			
		02/20/25	9415005942	01-12.B512	SOCKET	11.09			
		02/25/25	9418633518	01-13.B122	FLSH MIX WIRE ROPE	33.52			
		02/25/25	9418633526	01-12.B812	ROOF FAN V-BELT	11.22			
		02/25/25	9419444568	01-15.B529	BALL VALVES	151.12			
		02/26/25	9420045040	01-12.B113	TYVEK COVERALLS	112.08	4890.51	106533	
W. W. GRAINGER, INC.	G000520	02/26/25	9420045057	01-12.B113	SAFETY GLASSES	16.50			
		02/26/25	9420045065	01-12.B113	DISPOSABLE GLOVES	154.10			
		02/27/25	9422274721	01-12.B113	SAFETY READING GLASSES	14.56			

===== VENDOR =====		===== INVOICE =====							
NAME	NUMBER	DATE	NUMBER	G/L NUMBER	EXPENSE DESCRIPTION	EXPENSE	CHECK AMT	CHECK NO	
		02/28/25	9422906124	01-11.B118	US FLAG	69.57			
		02/28/25	9422906132	01-12.C225	LIGHTING CABLE TIES	28.63			
		02/28/25	9423469460	01-13.B116	SPECIMEN CONTAINERS	411.92			
		03/04/25	9426998457	01-15.B824	HOBSON LS EXTERIOR LIGHT	27.37			
		03/04/25	9426998457	01-15.B829	LIGHTING STOCK	82.11			
		03/05/25	9427979589	01-12.B116	COIN BATTERIES	6.56			
		03/05/25	9427979597	01-12.B512	MAINT REPAIR SUPPLIES	129.14			
		03/05/25	9428329909	01-12.B116	DESKTOP CALCULATOR	14.68			
		03/05/25	9428591813	01-12.B813	WWTC OUTDOOR LIGHT STOCK	154.67			
		03/05/25	9428591821	01-12.B512	RF TOOL REPLACEMENT	90.00			
		03/11/25	9434550167	01-12.B511	RAILING INSTALL TOOL	38.00			
		03/11/25	9435131033	01-12.B512	MAINT REPAIR SUPPLIES	215.61			
		03/12/25	9436191085	01-12.B512	TOOL REPLACEMENT	98.21	1551.63	106534	
HML, INC.	H000035	02/17/25	114825	01-13.B123	JANUARY 2025 BIOSOLIDS	1025.00	1025.00	065398	
HACH COMPANY	H000040	02/17/25	14376156	01-13.B114	LAB CHEMICALS	804.55			
		03/05/25	14398520	01-13.B115	LAB EQT 3YR SERV AGRMNT	38661.02	39465.57	106535	
ALAN HARTIGAN	H000144	02/21/25	REIMBURSE	01-14.B117	WWETT SHOW 2025	464.70	464.70	106536	
HOME DEPOT	H000400	02/10/25	0085984	01-12.B502	HOSE/TRANSFER PUMP	69.95			
		02/19/25	1020084	01-12.B506	DRILL BIT	8.97			
		02/18/25	2021550	01-12.B506	PUMP 5 INSTALL SUPPLIES	41.52			
		03/10/25	2043028	01-12.B505	SUMP PUMP FERRULE	3.37			
		02/17/25	3014135	01-12.B506	PUMP 5 INSTALL SUPPLIES	57.12			
		02/07/25	3041281	01-12.B802	OUTLET INSTALL SUPPLIES	86.43			
		02/07/25	3053507	01-12.B513	OIL FOR POWER PACKS	27.88			
		02/27/25	3611838	01-12.B512	MSB SUPPLIES	15.98			
		02/26/25	4042404	01-15.B526	SUMP PMP/FLOOD ALARM	234.33			
		03/07/25	5023016	01-12.B505	SUMP PUMP BRAIDED WIRE	6.29			
		02/05/25	5085410	01-12.B116	MSB SUPPLIES	35.67			
		02/05/25	5625922	01-14.B116	DISINFECTANT SPRAY	5.78			
		02/13/25	7021145	01-12.B116	MSB SUPPLIES	20.94			
		02/13/25	7041605	01-15.B826	LIGHTING RPRS SUPPLIES	65.96			
		02/13/25	7191533	01-15.B826	CREDIT	65.96-			
		03/04/25	8014782	01-12.B512	UTILITY BLADES	13.97			
		03/04/25	8014782	01-15.B824	BULBS	22.48			
		02/11/25	9041487	01-12.B512	ELECTRICAL STOCK	44.98			
		02/21/25	9060286	01-12.B116	MSB SUPPLIES	26.92			
		02/21/25	9060286	01-12.B512	MSB SUPPLIES	24.62			
		02/21/25	9164997	01-14.B116	FLOW MTR BATTERIES CREDIT	485.45-			
		02/21/25	9164998	01-14.B116	FLOW METER BATTERIES	371.70			
		02/21/25	9620378	01-14.B116	FLOW METER BATTERIES	485.45			
		02/26/25	H1916328633	01-12.B802	12 PACK LED BULBS	217.86			
		02/07/25	H1942238008	01-12.B501	UNBRANDED REBAR	21.92	1358.68	065399	
APWA, Illinois Public Service	II000352e	02/20/25	IPSI 2025	01-12.B117	NW IPSI SPRING SESSION	795.00	795.00	065427	
INFOSEND, INC.	I000415	02/28/25	281989	01-11.B121	CUSTOMER BILL MAILING	5519.71	5519.71	106537	
ISTHA	I000470	03/04/25	VN5707347150	01-14.C225	VAC-CON TOLLS	65.25	65.25	065428	
KANSAS CITY LIFE INSURANCE CO	K000045	03/01/25	1683433	01-17.E455	LIFE INSURANCE	387.50	387.50	106538	

===== VENDOR =====		===== INVOICE =====							
NAME	NUMBER	DATE	NUMBER	G/L NUMBER	EXPENSE DESCRIPTION	EXPENSE	CHECK AMT	CHECK NO	
LAI, LTD	L000012	01/31/25	2461707	01-12.B510	VLV ACTUATOR BUSHINGS	1140.86			
		02/22/25	2561935	01-15.B526	NW HIGH FLW PMP IMPELLER	11219.18	12360.04	106539	
LIBERTY MUTUAL INSURANCE CO	L000026	03/26/25	999163247	01-17.E452	TRUSTEE BOND	250.00	250.00	065429	
LIBERTY PROCESS EQUIPMENT, INC.	L000028	02/21/25	0106716IN	01-12.B510	GREASE PMP OVERHAUL	7775.00	7775.00	106540	
LAUTERBACH & AMEN, LLP	L000070	02/10/25	101111	01-11.B124	SINGLE AUDIT	4500.00	4500.00	106541	
ANGEL LOZADA	L000320	02/21/25	REIMBURSE	01-14.B117	WWETT SHOW 2025	383.06	383.06	106542	
MCMASTER-CARR SUPPLY COMPANY	M000360	02/18/25	41005215	01-12.B506	THREADED ROD	57.65			
		02/20/25	41150555	01-12.B501	HEX HEAD SCREWS	28.48			
		03/03/25	41690465	01-12.C225	CABLE TIE MOUNTS	33.92	120.05	106543	
MENARDS - BOLINGBROOK	M000430	02/10/25	82413	01-15.B526	BALL VALVE/NIPPLE	16.68			
		02/10/25	82423	01-15.B824	CRANE RPR SUPPLIES	22.55			
		02/12/25	82509	01-15.B524	HEX BOLTS/LOCK NUTS	12.36			
		02/14/25	82614	01-12.B810	SINK REPLACE MATERIALS	34.47			
		02/19/25	82803	01-12.C225	TOOL BOX LINER/ADHESIVE	40.44			
		03/05/25	83377	01-12.C225	OIL CHANGE SUPPLIES	122.81			
		03/05/25	83378	01-12.B116	BOWL BRUSH/HOLDER	13.98			
		02/10/25	85423	01-15.B524	HEX BOLTS/HEX NUTS	22.55	285.84	065400	
MICRO CENTER	M000550	02/18/25	6635352	01-12.B116	ELEC LAPTOP ACCESSORIES	41.68	41.68	106544	
MIDAMERICA ADMINISTRATIVE	M000556	03/12/25	0291264	01-17.E455	ADMINISTRATIVE FEES	157.50	157.50	106545	
MID AMERICAN WATER	M000558	02/05/25	244066A	01-14.B910	SEWER TAPPING SADDLE	510.00			
		02/07/25	244189A	01-14.B910	NON SHEAR COUPLINGS	355.60	865.60	065430	
MOTION INDUSTRIES, INC.	M000750	02/21/25	1000798124	01-12.B506	SPARE SHEAR PINS	619.49			
		02/25/25	1000798292	01-12.B505	LIMIT SWITCH	591.29	1210.78	106546	
NCPERS GROUP LIFE INSURANCE	N000010	03/01/25	3266042025	01-00.2017	VOLUNTARY LIFE INSURANCE	208.00	208.00	106547	
NAPA AUTO PARTS	N000040	09/27/24	910370	01-12.C225	ALTERNATOR RPLC CREDIT	257.49-			
		01/10/25	925002	01-12.C225	OIL CHANGE SUPPLIES	53.96			
		02/12/25	929316	01-12.B501	BIO AUGER STOCK PARTS	75.38			
		02/13/25	929496	01-12.B116	WINDSHIELD WASHER FLUID	59.28			
		02/18/25	929984	01-12.C225	WIPER BLADES	31.98			
		02/26/25	931134	01-12.B501	AUGER HUBS GREASE	19.98			
		03/03/25	931739	01-15.B529	BATTERY TESTER	25.64			
		03/06/25	932146	01-12.C225	LIGHTING FUSE HOLDER	17.57	26.30	065401	
NICOR GAS	N000330	01/14/25	15876210004	01-12.B101	PLANT JANUARY GAS	443.38			
		02/13/25	158762100042	01-12.B101	PLANT FEBRUARY GAS	508.16			
		01/14/25	44976210003	01-12.B101	PLANT 2 JANUARY GAS	446.90			
		02/13/25	449762100032	01-12.B101	PLANT 2 FEBRUARY GAS	540.91			
		01/14/25	51006900008	01-12.B101	CHEM FEED JANUARY GAS	327.00			
		02/13/25	51006900082	01-12.B101	CHEM FEED FEBRUARY GAS	423.62			
		01/14/25	54976210002	01-11.B101	ADMIN CTR JANUARY GAS	332.34			
		02/13/25	549762100022	01-11.B101	ADMIN CTR FEBRUARY GAS	381.21			
		01/14/25	87801017812	01-12.B101	WALNUT HSE JANUARY GAS	256.22			
		02/13/25	878010178122	01-12.B101	WALNUT HSE FEBRUARY GAS	270.38	3930.12	065402	
NORTHERN ILLINOIS UNIVERSITY	N000556	02/20/25	DCE012400	01-11.B117	JG OSHA CLASS	200.00	200.00	065431	
Northwest Electric Motor Co.	N000565	02/20/25	2502090	01-15.B528	WROBLE PMP 2 VFD	4636.71			
		02/21/25	2502096	01-12.B505	BAR SCR N CLM BR MTR BRK	397.96	5034.67	065403	
PACKEY WEBB FORD	P000020	02/21/25	C74026	01-14.C225	TRUCK REPAIRS	938.31	938.31	106548	

===== VENDOR =====		===== INVOICE =====						
NAME	NUMBER	DATE	NUMBER	G/L NUMBER	EXPENSE DESCRIPTION	EXPENSE	CHECK AMT	CHECK NO
P&G KEENE	P000037	03/10/25	238433	01-12.B513	SPARE STARTER FOR STOCK	1019.20	1019.20	065404
PIRTEK O'HARE	P000380	02/07/25	BOT00022206	01-12.B501	AUGER HYDRAULIC HOSES	816.02	816.02	065405
POLYDYNE INC.	P000395	02/27/25	1906798	01-12.B402	BELT PRESS POLYMER	3074.04	3074.04	106549
PORTABLE JOHN, INC	P000410	02/26/25	293872	01-12.B812	WWTC PORT A POTTY	205.84	205.84	106550
PORTER PIPE AND SUPPLY CO.	P000420	01/31/25	1294600100	01-12.B509	BELT PRESS BLENDER PARTS	26.54		
		02/07/25	1295004200	01-12.B804	FLR DRAIN RPR SUPPLIES	717.75		
		02/12/25	1295271600	01-12.B512	PLUMBING SUPPLIES	31.31		
		02/12/25	1295271600	01-12.B811	ROOF SUPPORTS	177.40		
		02/18/25	1295618500	01-12.B810	BALL VALVES	748.88		
		02/20/25	1295792400	01-12.B810	SINK REPLACE SUPPLIES	143.55		
		02/21/25	1295873200	01-12.B505	BAR SCR N RAG COMP PIPE	186.50	2031.93	106551
PRINCIPAL LIFE INSURANCE CO	P000650	02/01/25	109309910001	01-17.E455	DENTAL INSURANCE	2898.37	2898.37	106552
QUADIENT LEASING	Q000250	02/20/25	Q1743488	01-11.B115	POSTAGE MACHINE LEASING	641.04	641.04	106553
RED WING SHOE STORE	R000180	02/03/25	451156212	01-13.B117	SG ANTI FATIGUE INSOLES	69.99	69.99	106554
REPAIR SERVICE CORPORATION	R000263	02/18/25	6295	01-12.B502	HYP0/BISULFITE TANK RPR	4260.00	4260.00	106555
REPUBLIC SERVICES	R000264	02/15/25	055101618883	01-12.B102	GRIT SCREEN DUMPSTER	95.15	95.15	065406
SELECTIVE INSURANCE COMPANY	S000210	02/21/25	417147515	01-17.E452	LS TRK/VACCON LOAN TRK	1346.00	1346.00	065407
SEYFARTH SHAW	S000280	01/27/25	50199408	01-11.B124	LEGAL SERVICES	427.50		
		02/12/25	50207668	01-11.B124	LEGAL SERVICES	428.75	856.25	106556
CARLY SHAW	S000305	02/25/25	REIMBURSE	01-12.B117	CP RETIRE PARTY SUPPLIES	63.69	63.69	106557
SHERWIN-WILLIAMS CO.	S000320	01/31/25	53514	01-12.B812	PAINT RESTOCK	206.29	206.29	106558
SMARTSIGN	S000432	02/10/25	SMT805122	01-11.B113	EYE WASH/LIFE RING SIGNS	57.04		
		02/26/25	SMT810276	01-11.B118	RV DUMP/DROP BOX SIGN	49.25	106.29	065408
SOLENIS LLC	S000450	02/17/25	133799653	01-12.B402	TWAS POLYMER	4921.56	4921.56	106559
SPRING GREEN LAWN CARE	S000550	04/09/24	9136307	01-15.B823	EARLSTON LS LAWN TREAT	32.35	32.35	065409
STAPLES INC.	S000640	01/16/25	6023105452	01-11.B116	OFFICE SUPPLIES	41.06		
		01/06/25	6023105453	01-11.B116	C-FOLD TOWELS	74.34		
		01/15/25	6023105454	01-11.B116	OFFICE SUPPLIES	72.77		
		01/15/25	6023105454 2	01-11.B116	CREDIT	31.50-		
		01/09/25	6023105456	01-11.B116	INK PADS	58.96		
		01/09/25	6023105458	01-11.B116	CREDIT	58.96-		
		02/17/25	6025521114	01-11.B116	COPY PAPER/BINDER	173.44	330.11	106560
STEPHENS PLUMBING AND	S000680	03/06/25	281289	01-14.B910	SHEAR REPAIR	419.90	419.90	065410
SUNBELT RENTALS	S000799	02/26/25	156731469001	01-12.B116	FORKLIFT FUEL	42.45	42.45	065432
SUBURBAN DOOR CHECK & LOCK	S000850	03/10/25	IN578710	01-11.B118	ADMIN FLAG POLE LOCK	20.00	20.00	106561
SUBURBAN LIFE PUBLICATIONS	S000867	02/28/25	10071278	01-11.B124	LEGAL NOTICES	286.68	286.68	065411
TALLMAN EQUIPMENT COMPANY INC.	T000040	01/30/25	3418566	01-12.B813	STANLEY PMP FUEL SOLENOID	57.98	57.98	065412
TELCO BILL CENTER	T000155	03/16/25	6397	01-12.B112	ELEVATOR PHONE LINE	39.96	39.96	106562
TERRACE SUPPLY COMPANY	T000250	01/31/25	0001066167	01-12.B116	CYLINDER RENTAL	47.12		
		02/28/25	0001067054	01-12.B116	CYLINDER RENTAL	42.56	89.68	106563
TRI-STATE HYDRAULICS, INC	T000570	03/07/25	505293	01-12.B501	BIOSOLIDS AUGER MOTORS	3590.00	3590.00	065413
USABLUBOOK	U000150	03/04/25	00641192	01-13.B114	LAB SUPPLIES	822.40	822.40	065414
UNO CONSTRUCTION CO., INC.	U000450	02/28/25	FEBRUARY2025	01-14.B910	FEBRUARY BSSRAP PROJECTS	99979.28	99979.28	106564
VERIZON WIRELESS	V000135	02/28/25	6107203770	01-12.B112	RAIN GAUGE COMMUNICATIONS	56.49		
		02/28/25	6107203770	01-15.B112	LS COMMUNICATIONS	283.23		
		03/01/25	6107399758	01-11.B112	ADMIN CTR CELL PHONES	215.34		

===== VENDOR =====		===== INVOICE =====							
NAME	NUMBER	DATE	NUMBER	G/L NUMBER	EXPENSE DESCRIPTION	EXPENSE	CHECK AMT	CHECK NO	
		03/01/25	6107399758	01-12.B112	PLANT CELL PHONES	873.22			
		03/01/25	6107399758	01-13.B112	LAB CELL PHONES	155.88			
		03/01/25	6107399758	01-14.B112	SS CELL PHONES	534.60			
		03/01/25	6107399759	01-12.B112	PLANT TABLET SERVICE	152.06			
		03/01/25	6107399759	01-14.B112	SS TABLET SERVICE	108.03			
		03/01/25	6107399759	01-15.B112	LS TABLET SERVICE	36.01	2414.86	065415	
VILLA PARK ELECTRICAL SUPPLY	V000145	02/11/25	106283	01-12.B512	MAINT RPR SUPPLY RETURN	213.04-			
		02/10/25	27710200	01-12.B512	ELECTRICAL SUPPLIES	264.04			
		02/14/25	27739000	01-15.B526	HIGH FLW PMP PARTS	239.40	290.40	065416	
WAGNER COMMUNICATIONS, INC	W000070	03/01/25	000035811191	01-11.B112	ANSWERING SERVICE	531.78	531.78	106565	
WASTE MANAGEMENT SERVICES, INC.	W000170	02/06/25	003446920096	01-12.B102	FEBRUARY GARBAGE/RECYCLE	684.79			
		03/05/25	003532920091	01-12.B102	MARCH RECYCLE/GARBAGE	684.79	1369.58	106572	
WESTFAX	W000350	03/01/25	1485622	01-11.B112	FAXING SERVICE	8.99	8.99	106566	
WEST SIDE TRACTOR SALES CO.	W000380	03/12/25	N65464	01-12.B501	HYDRAULIC OIL	272.60			
		02/27/25	V12615	01-12.B501	LOADER REPAIR	4323.75	4596.35	065417	
VILLAGE OF WESTMONT	W000450	02/25/25	1813	01-11.B121	METER READINGS	370.01	370.01	065418	
ZIEBELL WATER SERVICE PRODUCTS,	Z000095	02/26/25	268619000	01-15.B528	FM REPAIR SLEEVE	1943.00	1943.00	065433	
						=====	=====		
					Total Payments:	376900.47	376900.47		
					ACH Payments Total:	291961.89	.00		
					Check Payments Total:	84938.58	376900.47		

===== VENDOR =====		===== INVOICE =====							
NAME	NUMBER	DATE	NUMBER	G/L NUMBER	EXPENSE DESCRIPTION	EXPENSE	CHECK AMT	CHECK NO	
MARK ALBIAN & NOEL HOEKSTRA	A000260	03/13/25	310 60TH ST	01-00.2005	RECAPTURE FEE REFUND	5060.74	5060.74	065376	
AUTOZONE - AZ COMMERCIAL	A000600	02/20/25	2576656281	01-12.C225	OIL CHANGE OIL	109.99			
		02/20/25	2576656281	01-14.C225	OIL CHANGE FILTER	7.59	117.58	065368	
CHASE	B000050	02/24/25	EMPLPR021525	01-00.2000	FEDERAL TAX WITHHELD	11692.15			
		02/24/25	EMPLPR021525	01-00.2002	EMPL SOC SEC TAX	9460.50			
		02/24/25	EMPLPR021525	01-17.E461	EMPLR SOC SEC TAX	9460.56	30613.21	106500	
CHASE	B000050	03/10/25	EMPLPR030125	01-00.2000	FEDERAL TAX WITHHELD	12042.17			
		03/10/25	EMPLPR030125	01-00.2002	EMPL SOC SEC WITHHELD	9506.83			
		03/10/25	EMPLPR030125	01-17.E461	EMPLR SOC SEC WITHHELD	9506.74	31055.74	106506	
COMCAST	C000373	02/03/25	877120120055	01-11.B112	BACK UP INTERNET	151.45	151.45	065363	
COMCAST	C000373	02/24/25	FEBRUARY2023	01-11.B112	BACK UP INTERNET	124.90	124.90	065370	
COVERALL NORTH AMERICA, INC	C000557	02/01/25	1000070430	01-11.B118	ADMIN CTR CLEANING	489.00	489.00	106493	
DANIEL MCCORMICK, P. C.	D000035	02/18/25	22	01-11.B124	LEGAL SERVICES	795.00	795.00	065366	
D.G. SANIT DIST #XXXXXXXXX1117	D000400	03/18/25	REIMBURSE	01-00.1001	PAYROLL REIMBURSE	162254.25	162254.25	106511	
D.G. SANIT DIST #XXXXXXXXX1114	D000420	03/18/25	USER REFUND	01-05.3001	USER REFUNDS	1736.50	1736.50	106512	
D.G. SANIT DIST #XXXXXXXXX1112	D000440	03/13/25	REIMBURSE	01-11.B120	EMBROIDERY	56.00			
		03/13/25	REIMBURSE	01-12.B116	MSB SUPPLIES	139.14			
		03/13/25	REIMBURSE	01-14.B910	RODDING FEE REFUND	1989.26			
		03/13/25	REIMBURSE	01-14.B912	DAMAGE TO LATTICE & PLANT	207.32	2391.72	106514	
DUPAGE COUNTY RECORDER	D000620	02/28/25	MULTIPLE	01-11.B121	LIEN RELEASES	114.00	114.00	065372	
DUPAGE COUNTY RECORDER	D000620	03/06/25	MULTIPLE 2	01-11.B121	LIEN RELEASES	114.00	114.00	065375	
DUPAGE CREDIT UNION	D000650	02/21/25	EMPLPR021525	01-00.2013	EMPL AUTHORIZED W/HOLDING	2737.00	2737.00	106499	
DUPAGE CREDIT UNION	D000650	03/07/25	EMPLPR030125	01-00.2013	EMPL AUTHORIZED W/HOLDING	2737.00	2737.00	106505	
FirstComm	F000136	02/12/25	127576496	01-11.B112	ADMIN PHONES	302.98			
		02/12/25	127576496	01-12.B112	PLANT PHONES	319.89			
		02/12/25	127576496	01-13.B112	LAB PHONES	58.59			
		02/12/25	127576496	01-14.B112	SS PHONES	170.75	852.21	065364	
LINDA GARTRELL	G000195	02/20/25	9007306003	01-00.2005	RECAPTURE PAYMENT	4574.62	4574.62	065367	
HEALTH CARE SERVICE CORP.	H000190	02/26/25	165585	01-17.E455	HEALTH INSURANCE	50616.82	50616.82	106495	
ILLINOIS DEPARTMENT OF REVENUE	I000240	02/24/25	EMPLPR021525	01-00.2001	STATE TAX WITHHELD	5766.68	5766.68	106501	
ILLINOIS DEPARTMENT OF REVENUE	I000240	03/10/25	EMPLPR030125	01-00.2001	STATE TAX WITHHELD	5796.25	5796.25	106507	
ILLINOIS MUNICIPAL	I000300	02/17/25	2294786M6V7	01-00.2003	EMPL PENSION DEPOSIT	405.66			
		02/17/25	2294786M6V7	01-00.2014	EMPL VOL PENSION DEPOSIT	495.80			
		02/17/25	2294786M6V7	01-17.E460	EMPLR PENSION DEPOSIT	646.34	1547.80	106496	
ILLINOIS MUNICIPAL	I000300	03/05/25	PENSION	01-00.2003	EMPL PENSION DEPOSIT	10807.12			
		03/05/25	PENSION	01-00.2014	EMPL VOL PENSION DEPOSIT	10969.09			
		03/05/25	PENSION	01-17.E460	EMPLR PENSION DEPOSIT	17219.41	38995.62	106509	
JP MORGAN CHASE BANK	J000230	03/18/25	448592790007	01-11.B113	RESPIRATOR HOSE	89.99			
		03/18/25	448592790007	01-11.B117	CP RETIRE LUNCH SUPPLIES	223.18			
		03/18/25	448592790007	01-11.B118	ARTICLE FRAMING	297.97			
		03/18/25	448592790007	01-11.B137	ENR NEWS	99.99			
		03/18/25	448592790007	01-12.B117	CP RETIRE LUNCH SUPPLIES	88.81			
		03/18/25	448592790007	01-13.B117	CP RETIRE LUNCH SUPPLIES	9.96			
		03/18/25	448592790007	01-14.B117	CP RETIRE LUNCH SUPPLIES	26.56	836.46	106513	
LOMBARD TOYOTA	L000285	03/03/25	DEPOSIT	01-11.C226	DEPOSIT FOR VEHICLE	1000.00	1000.00	065374	
MIDAMERICA ADMIN HRA ACCOUNT	M000557	03/05/25	HRA ACCOUNT	01-17.E455	HRA ACCOUNT	400.00	400.00	106510	

===== VENDOR =====		===== INVOICE =====						
NAME	NUMBER	DATE	NUMBER	G/L NUMBER	EXPENSE DESCRIPTION	EXPENSE	CHECK AMT	CHECK NO
MISSION SQUARE RETIREMENT	M000600	02/19/25	EMPLPR021525	01-00.2020	DEF COMP MISSION SQUARE	150.00	150.00	106498
MISSION SQUARE RETIREMENT	M000600	03/05/25	EMPLPR030125	01-00.2020	DEF COMP MISSION SQUARE	150.00	150.00	106504
Northwest Electric Motor Co.	N000565	01/30/25	2501130	01-12.B502	HYPO FEED PMP 2 VFD	1335.70	1335.70	065365
PETTY CASH	P000350	02/28/25	CASH BOX	01-11.B113	SAFETY COMMITTEE SNACKS	8.12		
		02/28/25	CASH BOX	01-11.B116	BATTERIES FOR FOB	9.66		
		02/28/25	CASH BOX	01-11.B119	POSTAGE	16.40		
		02/28/25	CASH BOX	01-11.B120	EMBROIDERY	14.00		
		02/28/25	CASH BOX	01-12.B116	ICE FOR RETIRE PARTY	20.12		
		02/28/25	CASH BOX	01-12.B117	SHOE REPAIR/GIFT	146.44		
		02/28/25	CASH BOX	01-13.B116	LAB SUPPLIES	55.87		
		02/28/25	CASH BOX	01-14.B115	TARP	8.56	279.17	065373
TACO GRILL AND SALSA BAR	T000037	02/25/25	CHUCK RETIRE	01-11.B117	ADMIN CTR RETIRE LUNCH	292.69		
		02/25/25	CHUCK RETIRE	01-12.B117	PLANT RETIRE LUNCH	292.48		
		02/25/25	CHUCK RETIRE	01-13.B117	LAB RETIRE LUNCH	54.84		
		02/25/25	CHUCK RETIRE	01-14.B117	SS RETIRE LUNCH	146.24	786.25	065371
TELCO BILL CENTER	T000155	02/16/25	6126	01-12.B112	ELEVATOR PHONE LINES	39.96	39.96	106494
TRANSAMERICA RETIREMENT	T000415	02/21/25	EMPLPR021525	01-00.2026	DEF COMP IPPFA	976.03		
		02/21/25	EMPLPR021525	01-00.2027	DEF COMP IPPFA ROTH	272.00		
		02/21/25	EMPLPR021525	01-00.2028	DEF COMP IPPFA LOAN REPAY	212.00	1460.03	106502
TRANSAMERICA RETIREMENT	T000415	03/07/25	EMPLPR030125	01-00.2026	DEF COMP IPPFA	916.45		
		03/07/25	EMPLPR030125	01-00.2027	DEF COMP IPPFA ROTH	410.96		
		03/07/25	EMPLPR030125	01-00.2028	DEF COMP LOAN REPAY	212.00	1539.41	106508
WESTFAX	W000350	03/04/25	1482250	01-11.B112	FEBRUARY FAXING SERVICE	8.99	8.99	106503
						=====	=====	
Total Payments:						356628.06	356628.06	
ACH Payments Total:						341322.44	.00	
Check Payments Total:						15305.62	356628.06	

===== VENDOR =====			===== INVOICE =====					
NAME	NUMBER	DATE	NUMBER	G/L NUMBER	EXPENSE DESCRIPTION	EXPENSE	CHECK AMT	CHECK NO
BAXTER & WOODMAN, INC.	B000120	02/14/25	0268770	02-49.0502	WROBLE FORCE MAIN REPAIR	18470.70	18470.70	106567
						=====	=====	
					Total Payments:	18470.70	18470.70	
					ACH Payments Total:	18470.70	.00	
					Check Payments Total:	.00	18470.70	

===== VENDOR =====			===== INVOICE =====					
NAME	NUMBER	DATE	NUMBER	G/L NUMBER	EXPENSE DESCRIPTION	EXPENSE	CHECK AMT	CHECK NO
BAXTER & WOODMAN, INC.	B000120	02/14/25	0268761	03-20.0504	CGD SYSTEM CS	1202.50	1202.50	106568
CONCENTRIC INTEGRATION, LLC	C000410	02/14/25	0268771	03-20.0506	GAS DETCT SYS SCADA INTGR	7629.15	7629.15	106569
CONNELLY ELECTRIC CO	C000417	03/13/25	03	03-20.0506	GAS DETECT SYSTEM INSTALL	56700.00	56700.00	106570
						=====	=====	
Total Payments:						65531.65	65531.65	
ACH Payments Total:						65531.65	.00	
Check Payments Total:						.00	65531.65	

DATE _____

REVIEWED _____

TRUSTEE APPROVAL _____

PRESIDENT

CLERK

G/L NUMBER	COST ACCTG DESCRIPTION	DEBIT	CREDIT
01-00.1000	CASH		733528.53-
01-00.1001	CASH - PAYROLL ACCOUNT	162254.25	
01-00.2000	FEDERAL TAX WITHHELD	23734.32	
01-00.2001	STATE TAX WITHHELD	11562.93	
01-00.2002	SOCIAL SECURITY WITHHELD	18967.33	
01-00.2003	IMRF WITHHELD	11212.78	
01-00.2005	CLEARING	9635.36	
01-00.2013	CREDIT UNION WITHHELD	5474.00	
01-00.2014	VOLUNTARY ADDITIONAL PENSION CONTRIBUTION	11464.89	
01-00.2017	VOLUNTARY GROUP LIFE	208.00	
01-00.2020	DEFERRED COMPENSATION WITHHELD - ICMARC	300.00	
01-00.2026	DEFERRED COMPENSATION WITHHELD - IPPFA	1892.48	
01-00.2027	DEFERRED COMPENSATION WITHHELD - IPPFA ROTH	682.96	
01-00.2028	DC PLAN LOAN REPAYMENT WITHHELD	424.00	
01-05.3001	USER RECEIPTS	1736.50	
01-11.B100	ELECTRICITY	289.72	
01-11.B101	NATURAL GAS	713.55	
01-11.B102	WATER, GARBAGE AND OTHER UTILITIES	54.98	
01-11.B110	BANK CHARGES	26.80	
01-11.B112	COMMUNICATION	2620.69	
01-11.B113	EMERGENCY/SAFETY EQUIPMENT	3189.00	
01-11.B115	EQUIPMENT/EQUIPMENT REPAIR	6579.32	
01-11.B116	SUPPLIES	477.81	
01-11.B117	EMPLOYEE/DUTY COSTS	940.87	
01-11.B118	BUILDING AND GROUNDS	997.79	
01-11.B119	POSTAGE	16.40	
01-11.B120	PRINTING/PHOTOGRAPHY	70.00	
01-11.B121	USER BILLING MATERIALS	10253.68	
01-11.B124	CONTRACT SERVICES	42709.80	
01-11.B137	MEMBERSHIPS/SUBSCRIPTIONS	99.99	
01-11.C222	GAS/FUEL	183.79	
01-11.C225	OPERATION/REPAIR	28.46	
01-11.C226	VEHICLE PURCHASES	1000.00	
01-12.B100	ELECTRICITY	6923.28	
01-12.B101	NATURAL GAS	3216.57	
01-12.B102	WATER, GARBAGE AND OTHER UTILITIES	2178.53	
01-12.B112	COMMUNICATION	1977.20	
01-12.B113	EMERGENCY/SAFETY EQUIPMENT	1650.34	
01-12.B116	SUPPLIES	1740.64	
01-12.B117	EMPLOYEE/DUTY COSTS	2307.11	
01-12.B402	CHEMICALS - SLUDGE DEWATERING	7995.60	
01-12.B501	EQPT/EQPT REPAIR - BIOSOLIDS AGING & DISPOSAL	10971.37	
01-12.B502	EQPT/EQPT REPAIR - DISINFECTION	10545.08	
01-12.B505	EQPT/EQPT REPAIR - INFLUENT PUMPING	8073.41	
01-12.B506	EQPT/EQPT REPAIR - PRIMARY TREATMENT	2703.73	
01-12.B507	EQPT/EQPT REPAIR - SECONDARY TREATMENT	907.40	

G/L NUMBER	COST ACCTG DESCRIPTION	DEBIT	CREDIT
01-12.B509	EQPT/EQPT REPAIR - SLUDGE DEWATERING	26.54	
01-12.B510	EQPT/EQPT REPAIR - SLUDGE DIGESTION	9005.44	
01-12.B511	EQPT/EQPT REPAIR - TERTIARY TREATMENT	17801.99	
01-12.B512	EQPT/EQPT REPAIR - WWTC GENERAL	1219.26	
01-12.B513	EQPT/EQPT REPAIR - WWTC UTILITIES	18687.64	
01-12.B802	BLDG AND GROUNDS - DISINFECTION	348.36	
01-12.B804	BLDG AND GROUNDS - GRIT REMOVAL	717.75	
01-12.B810	BLDG AND GROUNDS - SLUDGE DIGESTION	2262.68	
01-12.B811	BLDG AND GROUNDS - TERTIARY TREATMENT	177.40	
01-12.B812	BLDG AND GROUNDS - WWTC GENERAL	736.77	
01-12.B813	BLDG AND GROUNDS - WWTC UTILITIES	212.65	
01-12.C222	GAS/FUEL	1346.63	
01-12.C225	OPERATION/REPAIR	264.33	
01-13.B112	COMMUNICATION	273.06	
01-13.B114	CHEMICALS	1626.95	
01-13.B115	EQUIPMENT/EQUIPMENT REPAIR	38661.02	
01-13.B116	SUPPLIES	524.79	
01-13.B117	EMPLOYEE/DUTY COSTS	134.79	
01-13.B122	MONITORING EQUIPMENT	166.98	
01-13.B123	OUTSIDE LAB SERVICES	1465.40	
01-13.B124	CONTRACT SERVICES	1303.50	
01-13.C222	GAS/FUEL	41.81	
01-14.B112	COMMUNICATION	984.13	
01-14.B113	EMERGENCY/SAFETY EQUIPMENT	13.46	
01-14.B115	EQUIPMENT/EQUIPMENT REPAIR	92.96	
01-14.B116	SUPPLIES	377.48	
01-14.B117	EMPLOYEE/DUTY COSTS	1638.52	
01-14.B902	SEWER SYSTEM REPAIRS - REPLACEMENT	8069.25	
01-14.B910	SEWER SYSTEM REPAIRS - BSSRAP PROGRAM	103582.85	
01-14.B912	SEWER SYSTEM REPAIRS - BSSRAP - NONTARGET I/I	207.32	
01-14.C222	GAS/FUEL	1246.40	
01-14.C225	OPERATION/REPAIR	1434.11	
01-15.B100	ELECTRICITY	10261.96	
01-15.B112	COMMUNICATION	319.24	
01-15.B521	EQPT/EQPT REPAIR - CENTEX	36.78	
01-15.B524	EQPT/EQPT REPAIR - HOBSON	3212.41	
01-15.B526	EQPT/EQPT REPAIR - NORTHWEST	11709.59	
01-15.B527	EQPT/EQPT REPAIR - VENARD	1212.00	
01-15.B528	EQPT/EQPT REPAIR - WROBLE	6579.71	
01-15.B529	EQPT/EQPT REPAIR - LIFT STATIONS GENERAL	979.19	
01-15.B823	BLDG AND GROUNDS - EARLSTON	32.35	
01-15.B824	BLDG AND GROUNDS - HOBSON	72.40	
01-15.B826	BLDG AND GROUNDS - NORTHWEST	47.92	
01-15.B829	BLDG AND GROUNDS - LIFT STATIONS GENERAL	82.11	
01-17.E452	LIABILITY/PROPERTY	1596.00	
01-17.E455	EMPLOYEE GROUP HEALTH	54908.89	

G/L NUMBER	COST ACCTG DESCRIPTION	DEBIT	CREDIT
01-17.E460	IMRF	17865.75	
01-17.E461	SOCIAL SECURITY	18967.30	
02-00.1000	CASH		18470.70-
02-49.0502	DESIGN ENGINEERING/ARCHITECTURAL	18470.70	
03-00.1000	CASH		65531.65-
03-20.0504	CONSTRUCTION ADMIN/RESIDENT ENG/ARCH SUPRVISN	1202.50	
03-20.0506	CONSTRUCTION CONTRACTS AND PURCHASES	64329.15	
		=====	
		817530.88	817530.88-

Date: 03.13.25
Due Date: 03.18.25
Invoice #: Reimburse

Petty Cash Checking Reimbursement

D-440

Date	Purchased From	Description	Code	Amount	Ck No.
01.30.25	Costco	MSB Supplies	12B116	139.14	3954
02.11.25	Suburbanite Bowl	Rodding Fee Refund	14B910	444.53	3955
02.11.25	Holy Cow	Embroidery	11B120	56.00	3956
02.12.25	Jacqueline Szalanski	Damage to lattice & plant	14B912	207.32	3957
02.20.25	BMTR Holdings	Rodding Fee Refund	14B910	444.53	3958
02.20.25	Dike & Nwakudu-Dike	Rodding Fee Refund	14B910	550.10	3959
03.03.25	Catherine Eden	Rodding Fee Refund	14B910	550.10	3960

Total Receipts/Reimbursement 2391.72

Expense by code

14B910	1989.26
11B120	56.00
12B116	139.14
14B912	207.32
TOTAL	2391.72

Date: 02.27.25

Petty Cash Reimbursement

P - 350

Due Date: 03.18.25

Invoice #: Cash Box

Date	Purchased From	Reimbursed To	Description	Code	Amount
05.08.24	Jewel	R. Berry	Lab Supplies	13B116	55.87
12.04.24	Holy Cow Sports	M. Jasso	Embroidery	11B120	14.00
01.15.25	Walgreens	M. MacQuilkin	Battery for Malibu Fob	11B116	9.66
01.22.25	USPS	M. MacQuilkin	Postage	11B119	6.30
01.29.25	Home Depot	A. Hartigan	Tarp	14B115	8.56
02.08.25	Naperville Cobbler	M. Rendon	Shoe Repair	12B117	15.00
02.08.25	Quality Shoe Rpr	R. Flechsig	Shoe Repair	12B117	45.00
02.22.25	Etsy	J. Gwozdz	Chucks retirement gift	12B117	36.44
02.23.25	Jewel	J. Gwozdz	Safety Committee Snack	11B113	8.12
02.24.25	USPS	M. MacQuilkin	Postage	11B119	10.10
02.27.25	BP	C. Preen	Ice for Retirement Party	12B116	20.12
02.27.25	Taco Grill	Taco Grill	Tip for set up of food for retirement party	12B117	50.00
				Total Receipts	279.17

Expense by code

11B116	9.66
11B119	16.40
11B113	8.12
12B117	146.44
14B115	8.56
11B120	14.00
12B116	20.12
13B116	55.87
TOTAL:	279.17

District Credit Card Transaction February 2025

Transaction Date	Post Date	Merchant Name	Transaction Amount	Expense Codes	Description
02/04/2025	02/04/2025	ENR NEWS	99.99	11B137	Subscription Renewal
02/12/2025	02/14/2025	ARTICLE FRAMING	297.97	11B118	CSWEA Article Framing
02/13/2025	02/14/2025	BURRITO PARRILA	122.39	11B117	Supervisor Lunch
02/18/2025	02/19/2025	AMZN MKTP US	89.99	11B113	Hose For Respirators
02/21/2025	02/24/2025	COSTCO WHSE #1088	53.00	11B117	C Preen Retire Lunch Supplies
			53.12	12B117	C Preen Retire Lunch Supplies
			9.96	13B117	C Preen Retire Lunch Supplies
			26.56	14B117	C Preen Retire Lunch Supplies
02/21/2025	02/24/2025	PARTY CITY 144	35.69	12B117	Table Covers For Luncheon
02/27/2025	02/28/2025	COSTCO WHSE #1088	47.79	11B117	Cake & Deserts for Luncheon
Total CC Transactions February 2025			836.46		

DOWNERS GROVE SANITARY DISTRICT

M E M O

TO: Board of Trustees

FROM: Carly Shaw
Administrative Supervisor

DATE: March 18, 2025

RE: Business Insurance Renewals for FY25-26

Mitch Backes with Assured Partners provided renewal quotes for the District's property, commercial, worker compensation, cyber liability, pollution and crime policies. We did not request quotes from other carriers except for Cyber insurance. We received a quote from CFC Insurance that was slightly lower than Cowbell. CFC also provided higher limits on coverage and lower deductibles on their policy.

The most significant increase is within the package coverage with Selective (32.2%) and that is due to the increase in our automobile policy and the umbrella coverage. The District purchased several new vehicles in FY24-25. At the time of this proposal, we have not yet sold the vehicles being replaced so those are still being insured. At the time of sale, we will see credits to reduce the total automobile coverage premiums. The umbrella coverage premium increase is beyond our control and is due to a general increase in litigation, broader definitions of liability and larger compensatory jury awards on claims. Also, any coverage over \$3 million does have a per layer increase to the premium of approximately \$200 per million in coverage and our umbrella policy is for \$5 million. Workers Comp shows a decrease in the premiums for the upcoming plan year. This is based on estimated payrolls and the experience modification rate. Although the payroll estimate has increased, the experience modification rate has decreased based on our claim history. An audit is performed later to determine if these estimates are accurate, and an adjustment is made at that time.

Crum & Forster continues to provide coverage for the underground storage tank with the same coverage limit of \$20,000. This is what is required by the state of Illinois.

When creating the FY25-26 budget, Mitch advised including a 13% increase in premiums for coverage. The overall increase based on the proposal is 7.3%, which falls under that increase ensuring we have budgeted enough to cover these changes.

The following items are attached regarding renewal of these coverages:

- 1) Insurance Premiums History and Comparison from FY 23-24 to FY 25-26;
- 2) Summary of Insurance Coverages assuming renewals are made as staff recommends; and
- 3) Official Quote package provided to the District from Selective Insurance Group, Inc.

I am recommending that the District renews existing coverages for General Liability, Automobile, Public Officials Liability, Umbrella Liability, and Property coverages with Selective, Equipment Breakdown policy with Inland Marine (through Selective), Crime with Liberty Mutual, Tank Storage Pollution Liability coverage through Crum & Forster and the Workers Compensation with IPRF, and the District use CFC for the Cyber insurance, all at the premiums proposed in this memo.

Attachments

cc: KJR, RTJ, MJS, ARU, DM

COVERAGES BY FISCAL YEAR BEGINNING
DATED: 03/7/2025

	FY25-26 SELECTIVE RENEWAL RATES	FY24-25 SELECTIVE *EXPIRING RATES	FY24-25 SELECTIVE RENEWAL RATES	FY23-24 SELECTIVE
GENERAL LIABILITY (INCLUDES TERRORISM)	\$14,251	\$12,014	\$12,014	\$11,497
AUTOMOBILE	48,390	32,751	27,098	24,703
PUBLIC OFFICIALS LIABILITY	9,906	8,101	8,101	8,101
UMBRELLA LIABILITY	18,195	12,616	12,616	11,988
FIDELITY AND CRIME	0	0	0	0
TANK STORAGE POLLUTION LIABILITY (CRUM & FORSTER)	1,673	1,651	1,651	1,368
CYBER (CFC)	9,245	9,477	9,477	8,386
CRIME (LIBERTY MUTUAL)	1,083	1,083	1,083	1,083
SUBTOTAL	\$102,743	\$77,693	\$72,040	\$67,126
PROPOSED INCREASE AMOUNT:	\$25,050	\$10,567	\$4,914	
PERCENT INCREASE OR DECREASE OVER PRIOR YEAR EXCLUDING PROPERTY AND WORKERS COMP	32.2%	15.7%	7.3%	
<hr/>				
PROPERTY	\$59,040	\$54,312	\$54,312	\$42,804
MOBILE EQUIPMENT	12,609	\$11,758	11,758	\$11,114
PROPERTY SUBTOTAL	\$71,649	\$66,070	\$66,070	\$53,918
PROPOSED INCREASE AMOUNT:	\$5,579	\$12,152	\$12,152	
PERCENT INCREASE OR DECREASE OVER PRIOR YEAR PROPERTY ONLY	8.4%	22.5%	22.5%	
<hr/>				
SUBTOTAL OF LIABILITY AND PROPERTY	\$174,392	\$143,763	\$138,110	\$121,044
PROPOSED INCREASE AMOUNT:	\$30,629	\$22,719	\$17,066	
PERCENT INCREASE OR DECREASE OVER PRIOR YEAR EXCLUDING WORKERS COMP	21.3%	18.8%	14.1%	
<hr/>				
WORKERS COMPENSATION (Switch to IPRF)	\$98,647	\$99,523	\$99,523	\$93,274
SAFETY GRANT (IPRF ONLY)	-\$3,955	-\$954	-\$954	-\$2,249
AUDIT ADJUSTMENT		\$8,430		\$4,140
WC TOTAL	\$94,692	\$106,999	\$98,569	\$95,165
PROPOSED INCREASE AMOUNT:	-\$12,307	\$11,834	\$3,404	
PERCENT INCREASE OR DECREASE OVER PRIOR YEAR WORKERS COMP ONLY	-11.5%	12.4%	3.6%	
<hr/>				
GRAND TOTAL	\$269,084	\$250,762	\$236,679	\$216,209
PROPOSED INCREASE AMOUNT:	\$18,322	\$14,083	\$20,470	
PERCENT INCREASE OR DECREASE OVER PRIOR YEAR	7.3%	16.0%	9.5%	

*expiring rates are the rates after renewal that include any changes to premiums throughout the year.

SUMMARY OF DOWNERS GROVE SANITARY DISTRICT INSURANCE COVERAGES

2025-26

<u>Coverage and Limits</u>	<u>Period and Premium</u>	<u>Carrier</u>
Property \$58,453,578/\$833,996	4/14/25-4/14/26 \$71,649	Selective Insurance Group, Inc. Inland Marine (Equip. Breakdown)
General Liability* \$2,000,000/\$1,000,000	4/14/25-4/14/26 \$14,251	Selective Insurance Group, Inc.
Automobile \$1,000,000	4/14/25-4/14/26 \$48,390	Selective Insurance Group, Inc.
Public Officials Liability** \$1,000,000/\$2,000,000	4/14/25-4/14/26 \$9,906	Selective Insurance Group, Inc.
Workers Compensation Statutory Plus \$3,000,000 Employers Liability	4/14/25-4/14/26 \$98,647	Illinois Public Risk Fund
Umbrella Liability \$5,000,000	4/14/25-4/14/26 \$18,195	Selective Insurance Group, Inc.
Crime \$1,000,000	4/14/25-4/14/26 \$1,083	Liberty Mutual
Storage Tank (Diesel) Insurance \$20,000	4/14/25-4/14/26 \$1,673	Crum & Forster Specialty Insurance
Cyber-Liability Insurance \$2,000,000	4/14/25-4/14/26 \$9,245	CFC

*Includes Employee Benefits Liability and Terrorism

**Includes Employment Practices Liability



A PROPOSAL PREPARED FOR

Downers Grove Sanitary District

2710 Curtiss Street
Downers Grove, IL 60515

Presented By

Mitch Backes

AssuredPartners
25 Northwest Point Boulevard, Suite 625
Elk Grove Village, IL 60007

Term

4/14/2025 - 4/14/2026



ASSUREDPARTNERS SERVICE TEAM

Your Agents

Mitch Backes

Direct: (847) 427-7759

Email: Mitch.Backes@assuredpartners.com

Property & Casualty Service Team

Servicing your Commercial policies, including: Property, Liability, Auto, Management Liability

Andrew Link

Direct: (847) 258-6037

Email: andrew.link@assuredpartners.com

- Policy maintenance (i.e. adding vehicles)
- Billing and invoices

Todd Jones, SCLA

Direct: (847) 437-3690

Email: Todd.Jones@assuredpartners.com

- Claim Reporting
- Claim follow-up

Greg Crawford

Direct: (630) 571-6198

Email: Gregory.Crawford@assuredpartners.com

- Human Resources

Christina Anderson

Direct: (847) 437-2983

Email: Christina.Anderson@assuredpartners.com

- Safety Services

Mitch Backes

Cell: (224) 330-9054

Email: Mitch.Backes@assuredpartners.com

- Public Entity Managing Director



25 Northwest Point Blvd.
Ste. 625
Elk Grove Village,
IL 60007

Phone: (847) 758-1000

Fax: (847) 758-1200

Compensation Disclosure

AssuredPartners and its individual agents/producers are licensed as insurance producers by the various States where we are transacting insurance, which includes the sale, solicitation, and servicing of insurance business, as well as advising on the relative benefits of certain insurance policies and risk management programs. Our agency typically receives compensation from insurers in the form of commissions paid as a percentage of the premiums due the applicable insurance companies. Commissions can vary by insurance company, by volume of business placed with that company or the profitability thereof, and other factors. In other cases and depending on various State laws and the capacity in which our agency is acting, our agency may receive other forms of compensation from insurers, insurance intermediaries, premium finance companies and other vendors; such as contingents, overrides, profit-sharing, premium finance fees, expense reimbursements, producer subsidies, award trips, meetings and other incentives. We also earn interest on premiums we hold until it is time to pay the applicable insurance companies. Our overriding desire is to provide great customer service, having you, the customer, believe we have earned our compensation. We believe in full disclosure of our compensation. Accordingly, if you have any questions about the compensation we receive from your policies (including policies we propose to you), please just ask your account representative, who will gladly provide you a summary of our compensation arising from your policies (some estimation may be necessary, for example where contingents are involved).

We thank you for the opportunity to serve and appreciate your interest.

Schedule of Named Insureds

Downers Grove Sanitary District

Carrier Information

Carrier	Line of Coverage	A.M. Best Rating	Financial Size
Selective Insurance Company of America	Package	A+	XV
The Ohio Casualty Insurance Company	Crime	A	XV
Underwriters at Lloyd's of London	Cyber	A+	XV
Crum & Forster Specialty Insurance Company	Pollution	A	XV
Illinois Public Risk Fund	Workers Compensation	AAA - Demotech Rating	

Level	Category	Level	Category
A++, A+	Superior	B, B-	Fair
A, A-	Excellent	C++, C+	Marginal
B++, B+	Very Good	C, C-	Weak
			D.....Poor
			E ...Under Regulatory Supervision
			F.....In Liquidation
			S.....Rating Suspended

Financial Size Categories							
FSC I			Up to 1,000	FSC IX	250,000	to	500,000
FSC II	1,000	to	2,000	FSC X	500,000	to	750,000
FSC III	2,000	to	5,000	FSC XI	750,000	to	1,000,000
FSC IV	5,000	to	10,000	FSC XII	1,000,000	to	1,250,000
FSC V	10,000	to	25,000	FSC XIII	1,250,000	to	1,500,000
FSC VI	25,000	to	50,000	FSC XIV	1,500,000	to	2,000,000
FSC VII	50,000	to	100,000	FSC XV	2,000,000	or more	
FSC VIII	100,000	to	250,000				

(In \$000 of Reported Policyholders' Surplus Plus Conditional Reserve Funds)

Best's Insurance Reports, published annually by A.M. Best Company, Inc., presents comprehensive reports on the financial position, history, and transactions of insurance companies operating in the United States and Canada. Companies licensed to do business in the United States are assigned a Best's Rating which attempts to measure the comparative position of the company or association against industry averages.
A Best's Financial Strength Rating opinion addresses the relative ability of an insurer to meet its ongoing insurance obligations. It is not a warranty of a company's financial strength and ability to meet its obligations to policyholders. View the A.M. Best Important Notice: Best's Credit Ratings for a disclaimer notice and complete details at http://www.ambest.com/ratings/notice .
Best's Credit Ratings are under continuous review and subject to change and/or affirmation. For the latest Best's Credit Ratings and Best Credit Reports (which include Best Ratings), visit the A.M. Best website at http://www.ambest.com . See Guide to Best's Credit Ratings for explanation of use and charges.
Best's Credit Ratings reproduced herein appear under license from A.M. Best and do not constitute, either expressly or impliedly, an endorsement of (Licensee's publication or service) or its recommendations, formulas, criteria or comparisons to any other ratings, rating scales or rating organizations which are published or referenced herein. A.M. Best is not responsible for transcription errors made in presenting Best's Credit Ratings. Best's Credit Ratings are proprietary and may not be reproduced or distributed without the express written permission of A.M. Best Company.

GUIDE TO BEST'S FINANCIAL STRENGTH RATINGS – (FSR)

A Best's Financial Strength Rating (FSR) is an independent opinion of an insurer's financial strength and ability to meet its ongoing insurance policy and contract obligations. An FSR is not assigned to specific insurance policies or contracts and does not address any other risk, including, but not limited to, an insurer's claims-payment policies or procedures; the ability of the insurer to dispute or deny claims payment on grounds of misrepresentation or fraud; or any specific liability contractually borne by the policy or contract holder. An FSR is not a recommendation to purchase, hold or terminate any insurance policy, contract or any other financial obligation issued by an insurer, nor does it address the suitability of any particular policy or contract for a specific purpose or purchaser. In addition, an FSR may be displayed with a rating identifier, modifier or affiliation code that denotes a unique aspect of the opinion.

Best's Financial Strength Rating (FSR) Scale

Rating Categories	Rating Symbols	Rating Notches*	Category Definitions
Superior	A+	A++	Assigned to insurance companies that have, in our opinion, a superior ability to meet their ongoing insurance obligations.
Excellent	A	A-	Assigned to insurance companies that have, in our opinion, an excellent ability to meet their ongoing insurance obligations.
Good	B+	B++	Assigned to insurance companies that have, in our opinion, a good ability to meet their ongoing insurance obligations.
Fair	B	B-	Assigned to insurance companies that have, in our opinion, a fair ability to meet their ongoing insurance obligations. Financial strength is vulnerable to adverse changes in underwriting and economic conditions.
Marginal	C+	C++	Assigned to insurance companies that have, in our opinion, a marginal ability to meet their ongoing insurance obligations. Financial strength is vulnerable to adverse changes in underwriting and economic conditions.
Weak	C	C-	Assigned to insurance companies that have, in our opinion, a weak ability to meet their ongoing insurance obligations. Financial strength is very vulnerable to adverse changes in underwriting and economic conditions.
Poor	D	-	Assigned to insurance companies that have, in our opinion, a poor ability to meet their ongoing insurance obligations. Financial strength is extremely vulnerable to adverse changes in underwriting and economic conditions.

* Each Best's Financial Strength Rating Category from "A+" to "C" includes a Rating Notch to reflect a gradation of financial strength within the category. A Rating Notch is expressed with either a second plus "+" or a minus "-".

Financial Strength Non-Rating Designations

Designation Symbols	Designation Definitions
E	Status assigned to insurers that are publicly placed, via court order into conservation or rehabilitation, or the international equivalent, or in the absence of a court order, clear regulatory action has been taken to delay or otherwise limit policyholder payments.
F	Status assigned to insurers that are publicly placed via court order into liquidation after a finding of insolvency, or the international equivalent.
S	Status assigned to rated insurance companies to suspend the outstanding FSR when sudden and significant events impact operations and rating implications cannot be evaluated due to a lack of timely or adequate information; or in cases where continued maintenance of the previously published rating opinion is in violation of evolving regulatory requirements.
NR	Status assigned to insurance companies that are not rated; may include previously rated insurance companies or insurance companies that have never been rated by AM Best.

Rating Disclosure – Use and Limitations

A Best's Credit Rating (BCR) is a forward-looking independent and objective opinion regarding an insurer's, issuer's or financial obligation's relative creditworthiness. The opinion represents a comprehensive analysis consisting of a quantitative and qualitative evaluation of balance sheet strength, operating performance, business profile and enterprise risk management or, where appropriate, the specific nature and details of a security. Because a BCR is a forward-looking opinion as of the date it is released, it cannot be considered as a fact or guarantee of future credit quality and therefore cannot be described as accurate or inaccurate. A BCR is a relative measure of risk that implies credit quality and is assigned using a scale with a defined population of categories and notches. Entities or obligations assigned the same BCR symbol developed using the same scale, should not be viewed as completely identical in terms of credit quality. Alternatively, they are alike in category (or notches within a category), but given there is a prescribed progression of categories (and notches) used in assigning the ratings of a much larger population of entities or obligations, the categories (notches) cannot mirror the precise subtleties of risk that are inherent within similarly rated entities or obligations. While a BCR reflects the opinion of A.M. Best Rating Services, Inc. (AM Best) of relative creditworthiness, it is not an indicator or predictor of defined impairment or default probability with respect to any specific insurer, issuer or financial obligation. A BCR is not investment advice, nor should it be construed as a consulting or advisory service, as such; it is not intended to be utilized as a recommendation to purchase, hold or terminate any insurance policy, contract, security or any other financial obligation, nor does it address the suitability of any particular policy or contract for a specific purpose or purchaser. Users of a BCR should not rely on it in making any investment decision; however, if used, the BCR must be considered as only one factor. Users must make their own evaluation of each investment decision. A BCR opinion is provided on an "as is" basis without any expressed or implied warranty. In addition, a BCR may be changed, suspended or withdrawn at any time for any reason at the sole discretion of AM Best.

For the most current version, visit www.ambest.com/ratings/index.html. BCRs are distributed via the AM Best website at www.ambest.com. For additional information regarding the development of a BCR and other rating-related information and definitions, including outlooks, modifiers, identifiers and affiliation codes, please refer to the report titled "Guide to Best's Credit Ratings" available at no charge on the AM Best website. BCRs are proprietary and may not be reproduced without permission.

Copyright © 2021 by A.M. Best Company, Inc. and/or its affiliates. ALL RIGHTS RESERVED.

Version 121719



ILLINOIS PUBLIC RISK FUND

Accomplishments...

- ✓ Telemedicine
- ✓ 24/7/365 Claim reporting.
- ✓ In house nurse case management.
- ✓ Dedicated claims team.
- ✓ Prescription drug programs.
- ✓ Aggressive subrogation program which will include members out of pocket expenses.
- ✓ Loss Control training and support that includes an extensive library of online training courses, simulator training and sample safety guides.
- ✓ IPRF members can select their own defense counsel subject to IPRF's litigation management process and approval.
- ✓ Last, and most important, we work with local independent agents who we feel provide the on-site services our members deserve.

These features along with too many others to list, reflect our efforts to the Best Workers' Compensation Source for Illinois Public Entities.

MEASURE US AGAINST THE REST...

Dividends/Grants

- ✓ Since 1985, IPRF has given back millions of dollars in dividends/grants to our governmental entity and public agency members.

Reinsurance

- ✓ \$3,000,000 Employer Liability
- ✓ Primary Reinsurer = "A+" Best's Rating

Additional Coverages

- ✓ Volunteers included
- ✓ Broad Form All States Coverage
- ✓ USL&H
- ✓ Maritime
- ✓ Approved Physical Fitness and Training Programs

Financial Stability

- ✓ Annual Audited Financial Statements
- ✓ G.A.S.B. 10 Standards

Assessment Provision

- ✓ Capped at 10% maximum of members annual premium (3 year minimum/maximum – State Regulated)

2024 - 2025 Financial Stability Rating®



ILLINOIS PUBLIC RISK FUND

Cost Control Through Cooperation since 1985

AAA

Unsurpassed

"Demotech's Highest Rating"

Analysis Prepared By:



Illinois Public Risk Fund is an intergovernmental joint insurance pool providing for the defense and payment when due to all compensation and other benefits under the Illinois Workers' Compensation Act and the Illinois Workers' Occupational Diseases Act on behalf of governmental entity and public agency members.

To assure professional day to day administration, the IPRF Board of Trustees have contracted with CCMSI for claims administration and loss control services.

IPRF'S PURPOSE:

- Deliver consistent, high quality service and performance to our governmental entity and public agency members.
- Focus greater attention on the iteration of risk management with incident management at all levels including strategic, technical and planning responsibilities.
- Utilize available technology wherever possible to produce higher levels of health and safety.
- Enhance the personal and organizational accountability for health and safety throughout the organization.

Financial Stability Rating®

Based upon Demotech's review of the Illinois Public Risk Fund's audited financial statements, actuarial reports and related financial information and discussions with representatives of the Illinois Public Risk Fund, we are able to assign a Financial Stability Rating® of:

**AAA
Unsurpassed**

RATING CATEGORIES	
AAA	Unsurpassed
AA+	Exceptional
AA	Exceptional
A+	Above Average
A	Above Average
BBB+	Average
BBB	Average
BB+	Acceptable
BB	Acceptable
B	Fair
C	Below Average
D	Likely to Default

FINANCIAL DATA

**Illinois Public Risk Fund Balance Sheets
December 31, 2023 and 2022**

ASSETS		
	2023	2022
CASH AND CASH EQUIVALENTS	\$47,958,219	\$48,383,505
Cash on Deposit	446,355	522,019
RECEIVABLES		
Premiums, less allowance for doubtful accounts of \$0 in 2023 and 2022	4,046,460	2,006,471
Producer Commissions/Agent Fees	-	-
Deductible Recoverables from Members	21,190,190	12,772,455
Reinsurance recoverables on paid losses	483,642	248,932
Interest	716,266	561,967
Net Premiums Due from Members	-	-
PREPAID EXPENSES	38,006	5,019
INVESTMENTS	145,540,700	125,562,776
CAPITAL ASSETS		
Office furniture and equipment less accumulated depreciation of \$191,854 and \$189,202 at December 31, 2023 and 2022, respectively	620	3,272
TOTAL ASSETS	<u>220,420,458</u>	<u>190,056,416</u>
LIABILITIES		
Accounts Payable	604,366	412,795
Net Premiums Due to Members	-	-
Accrued Expenses	141,969	132,194
Advance Premiums Received	9,089,922	8,917,931
Unpaid Losses and Loss Adjustment Expenses	132,701,470	120,994,758
TOTAL LIABILITIES	<u>142,537,727</u>	<u>130,457,678</u>
NET EQUITY	<u>77,882,731</u>	<u>59,598,738</u>

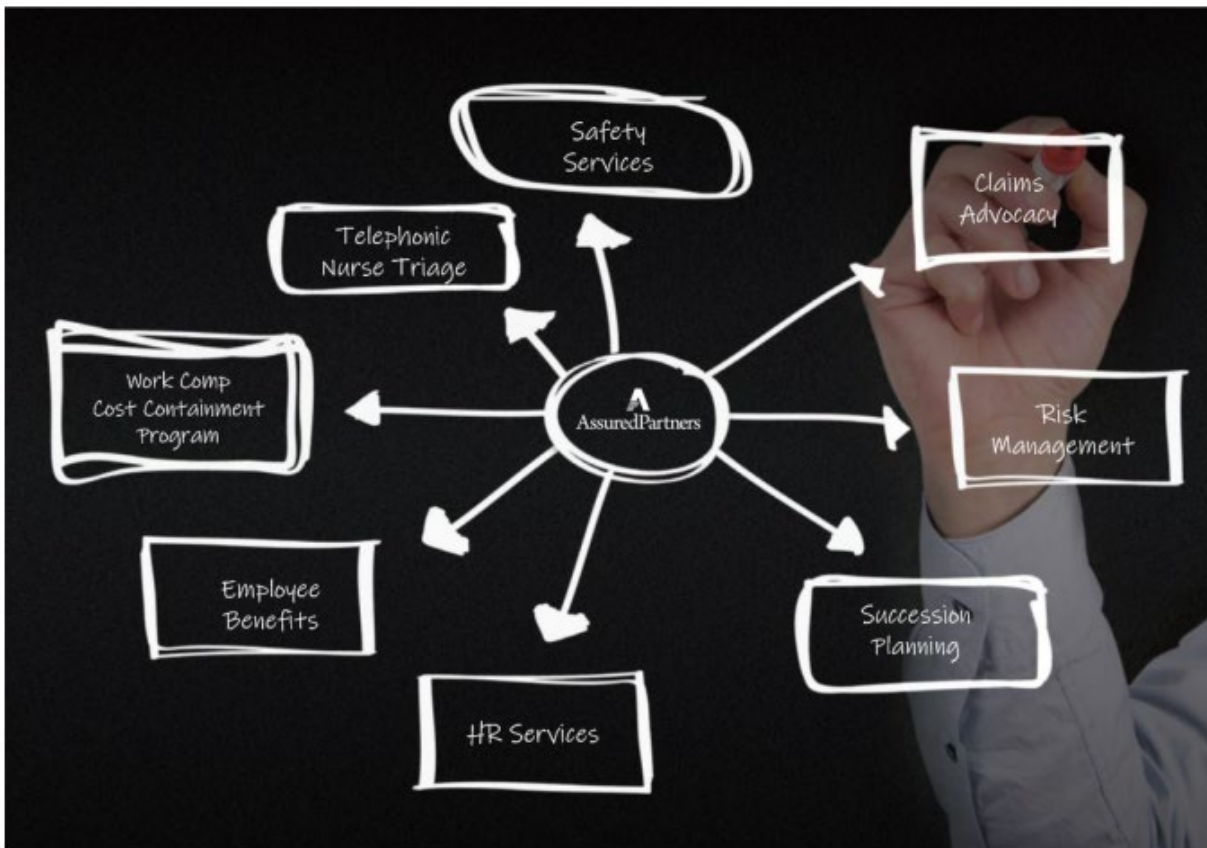


Demotech, Inc.

2715 Tuller Parkway Dublin, Ohio 43017-2310
Tel: 614 761-8602 800 354-7207 Fax: 614 761-0906
www.demotech.com

Service Model

AssuredPartners partners with each client to provide customized solutions by finding the best fit that makes the most sense.



Marketing Service Plan

- Mitch Backes, Agent
- Andrew Link, Executive Account Manager

- Present the account to the marketplace in the most aggressive manner possible.
- Handle the renewal process; work with carriers to ensure the coverage provided is the most comprehensive and competitive program available and is the most compatible with client need.
- Build a successful and sustaining relationship by providing prompt, accurate and courteous first line customer support.
- Order and issue binders, certificates, policies, endorsements and other related items and verify accuracy.
- Review audits and verify accuracy.
- Provide accurate details and resolutions for any billing issues.
- Provide contract review to ensure the coverage requirements are being met for all jobs.
- Provide attention to detail and accurate record keeping.

Safety Service Plan

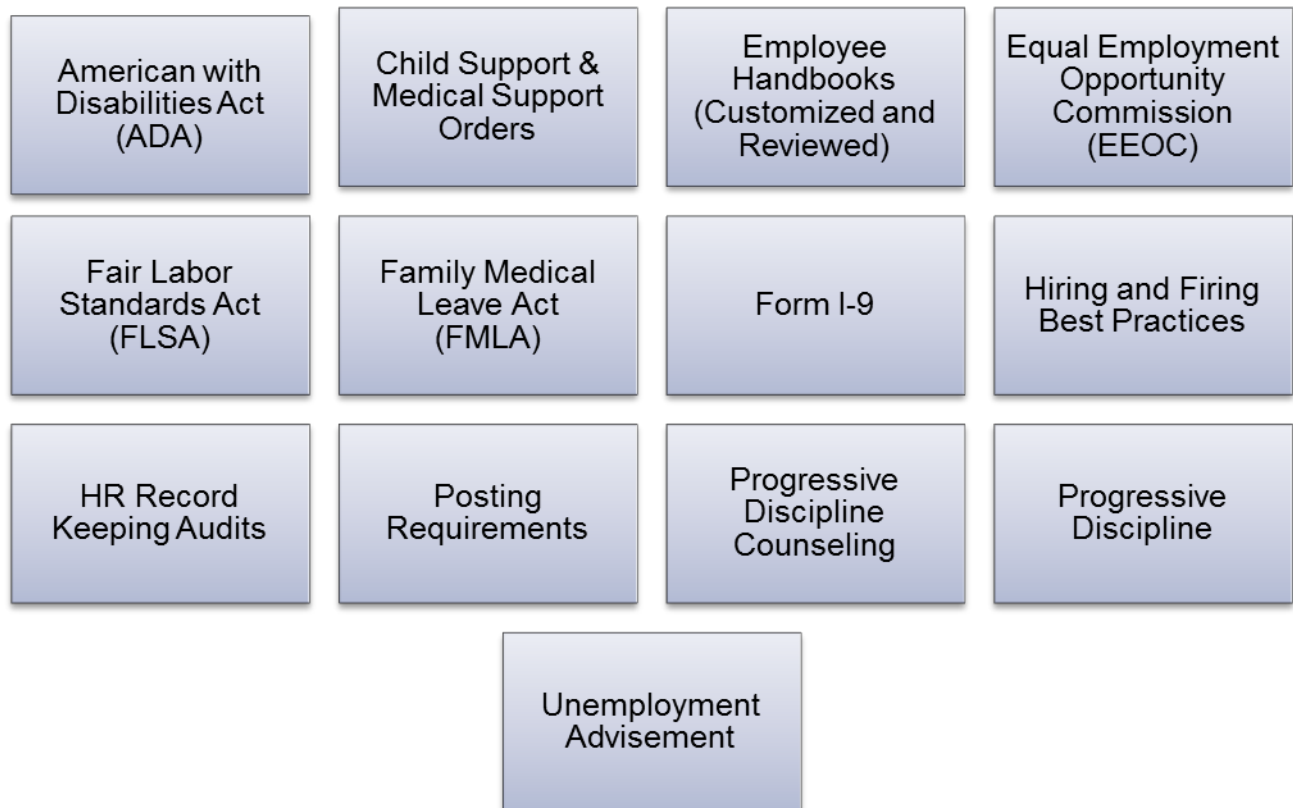
- Christina Anderson, Safety Director

- Provide safety and health training that includes a solid foundation of safety protocol, awareness and practice.
- Work with supervisors and managers as a valuable resource for answers to any questions or provide guidance as needed.
- Provide expertise in governmental regulations and the workings of government agency. inspections and negotiation processes, and act as liaison with government agencies (e.g., OSHA).
- Analyze accidents to identify causes and means for prevention.
- Analyze injury and illness trends to identify and prevent common cause patterns.
- Develop strategies to minimize loss frequency and financial impact of losses.

Human Resource Service Plan

- Rachel Brucki, Human Resources

Compliance Guidelines and Assistance



Claims Service Plan

- Todd Jones, Claims Manager
- Dan Soderlund, Liability Claims Analyst
- Alexis Ford, Workers' Compensation Claims Manager
- Mark Mendenhall, Workers' Compensation Claims Analyst

- Superior technical claim expertise in the areas of Workers' Compensation, General Liability, Product/Operations Liability, Auto Liability, and Property coverages.
- Competitive claim mitigation programs for all lines of business.
- Aggressive claim reporting, follow-up and oversight for all lines of business.
- Regular claim reviews every 30-60 days or as needed.
- Utilization of third party programs to mitigate costs, claims, and OSHA recordable injuries through partnerships with Medcor, CompCorePro, and Corvel at no additional cost.
- Leverage relationships with law firms and mitigation companies as needed.
- Claims adjusting services for minor claims/accidents when claims fall under deductibles.



Location Schedule

Insurance Company: Selective Insurance Company of America
Policy Term: 4/14/2025 - 4/14/2026

Mailing Address
Downers Grove Sanitary District 2710 Curtiss St Downers Grove, IL 60515

Location	Building	Address	Description
1	1	2710 Curtiss St Downers Grove, IL 60515	Admin Center
2	1	2537 Hobson Rd Downers Grove, IL 60516	Lift Station
3	1	21W042 Finley Rd Downers Grove, IL 60515	Lift Station
4	1	404 W 63rd St Westmont, IL 60559	Lift Station
5	1	20W695 Glen Park Rd Downers Grove, IL 60515	Lift Station
6	1	555 31st St Downers Grove, IL 60515	Lift Station
7	1	3711 Venard Rd Downers Grove, IL 60515	Lift Station
8	1	717 41st St Downers Grove, IL 60515	Lift Station
9	1	41st and Adams Downers Grove, IL 60515	Lift Station
10	1	6510 Fairmount Ave Downers Grove, IL 60516	Lift Station
11	1	5006 Walnut Ave Downers Grove, IL 60515	Plant Operation/Storage Garage
12	1	5003 Walnut Ave Downers Grove, IL 60515	Building A
12	2	5003 Walnut Ave Downers Grove, IL 60515	Old Pickup Station
12	3	5003 Walnut Ave Downers Grove, IL 60515	Bisulfite Bldg
12	4	5003 Walnut Ave Downers Grove, IL 60515	Building J - Microstrainer
12	5	5003 Walnut Ave Downers Grove, IL 60515	Building J - Sandfilter
12	6	5003 Walnut Ave Downers Grove, IL 60515	Building N
12	7	5003 Walnut Ave Downers Grove, IL 60515	Building D
12	8	5003 Walnut Ave Downers Grove, IL 60515	Building E
12	9	5003 Walnut Ave Downers Grove, IL 60515	Digester & Connected Building M

12	10	5003 Walnut Ave Downers Grove, IL 60515	Building F
12	11	5003 Walnut Ave Downers Grove, IL 60515	Building L
12	12	5003 Walnut Ave Downers Grove, IL 60515	Anerobic Digest
12	13	5003 Walnut Ave Downers Grove, IL 60515	Building H
12	14	5003 Walnut Ave Downers Grove, IL 60515	Blower Off Ops
12	15	5003 Walnut Ave Downers Grove, IL 60515	Building I
12	16	5003 Walnut Ave Downers Grove, IL 60515	Building C
12	17	5003 Walnut Ave Downers Grove, IL 60515	Building P
12	18	5003 Walnut Ave Downers Grove, IL 60515	Building Q
12	19	5003 Walnut Ave Downers Grove, IL 60515	Building O
12	20	5003 Walnut Ave Downers Grove, IL 60515	Anerobic Digest
12	21	5003 Walnut Ave Downers Grove, IL 60515	Excess Flow Cla
12	22	5003 Walnut Ave Downers Grove, IL 60515	Metal Storage Building By Big Top
12	23	5003 Walnut Ave Downers Grove, IL 60515	Sludge Pumping Station
12	24	5003 Walnut Ave Downers Grove, IL 60515	Heat Recovery B
12	25	5003 Walnut Ave Downers Grove, IL 60515	CHP #2
12	26	5003 Walnut Ave Downers Grove, IL 60515	Building G
12	27	5003 Walnut Ave Downers Grove, IL 60515	CHP #1
12	28	5003 Walnut Ave Downers Grove, IL 60515	Building K - Grease Receiving Station
12	29	5003 Walnut Ave Downers Grove, IL 60515	Building K - WAS Thickener

Property

Insurance Company:
Policy Term:

Selective Insurance Company of America
4/14/2025 - 4/14/2026

Cause of Loss Form Used: Special

Special Form: Provides coverage against All Risk of direct physical loss or damage, except those perils that are specifically excluded in the policy.

Loc.	Building	Subject of Insurance	Amount	Deductible	Valuation
0	0	Blanket - Building	\$29,100,551	\$5,000	Replacement Cost
0	0	Blanket - BPP	\$29,353,027	\$5,000	Replacement Cost
0	0	Business Income with Extra Expense		24Hours	Actual Loss Sustained
1	1	Business Personal Property	\$ 355,384	\$5,000	Replacement Cost
1	1	Building	\$ 1,246,395	\$5,000	Replacement Cost
2	1	Business Personal Property	\$ 874,524	\$5,000	Replacement Cost
2	1	Building	\$ 340,160	\$5,000	Replacement Cost
3	1	Business Personal Property	\$ 365,413	\$5,000	Replacement Cost
3	1	Building	\$ 142,132	\$5,000	Replacement Cost
4	1	Business Personal Property	\$ 423,123	\$5,000	Replacement Cost
4	1	Building	\$ 164,245	\$5,000	Replacement Cost
5	1	Business Personal Property	\$ 181,422	\$5,000	Replacement Cost
5	1	Building	\$ 43,918	\$5,000	Replacement Cost
6	1	Business Personal Property	\$ 112,909	\$5,000	Replacement Cost
6	1	Building	\$ 43,918	\$5,000	Replacement Cost
7	1	Business Personal Property	\$ 112,909	\$5,000	Replacement Cost
7	1	Building	\$ 43,918	\$5,000	Replacement Cost
8	1	Business Personal Property	\$ 191,820	\$5,000	Replacement Cost
8	1	Building	\$ 43,918	\$5,000	Replacement Cost
9	1	Business Personal Property	\$ 112,909	\$5,000	Replacement Cost
9	1	Building	\$ 43,918	\$5,000	Replacement Cost
10	1	Business Personal Property	\$ 1,050,000	\$5,000	Replacement Cost
10	1	Building	\$ 210,000	\$5,000	Replacement Cost
11	1	Building	\$ 188,822	\$5,000	Replacement Cost
12	1	Business Personal Property	\$ 1,517,935	\$5,000	Replacement Cost
12	1	Building	\$ 529,930	\$5,000	Replacement Cost
12	2	Building	\$ 37,484	\$5,000	Replacement Cost

12	3	Building	\$ 184,357	\$5,000	Replacement Cost
12	3	Business Personal Property	\$ 70,448	\$5,000	Replacement Cost
12	4	Building	\$ 999,583	\$5,000	Replacement Cost
12	4	Business Personal Property	\$ 420,351	\$5,000	Replacement Cost
12	5	Building	\$ 1,207,024	\$5,000	Replacement Cost
12	5	Business Personal Property	\$ 1,825,297	\$5,000	Replacement Cost
12	6	Building	\$ 297,295	\$5,000	Replacement Cost
12	6	Business Personal Property	\$ 328,022	\$5,000	Replacement Cost
12	7	Building	\$ 1,775,390	\$5,000	Replacement Cost
12	7	Business Personal Property	\$ 197,253	\$5,000	Replacement Cost
12	8	Building	\$ 256,173	\$5,000	Replacement Cost
12	8	Business Personal Property	\$ 846,448	\$5,000	Replacement Cost
12	9	Building	\$ 4,999,852	\$5,000	Replacement Cost
12	9	Business Personal Property	\$ 1,672,667	\$5,000	Replacement Cost
12	10	Building	\$ 272,749	\$5,000	Replacement Cost
12	10	Business Personal Property	\$ 481,392	\$5,000	Replacement Cost
12	11	Building	\$ 366,682	\$5,000	Replacement Cost
12	12	Building	\$ 4,529,821	\$5,000	Replacement Cost
12	12	Business Personal Property	\$ 790,127	\$5,000	Replacement Cost
12	13	Building	\$ 635,565	\$5,000	Replacement Cost
12	13	Business Personal Property	\$ 434,402	\$5,000	Replacement Cost
12	14	Building	\$ 427,425	\$5,000	Replacement Cost
12	14	Business Personal Property	\$ 1,055,972	\$5,000	Replacement Cost
12	15	Building	\$ 792,725	\$5,000	Replacement Cost
12	15	Business Personal Property	\$ 3,050,004	\$5,000	Replacement Cost
12	16	Building	\$ 541,738	\$5,000	Replacement Cost
12	16	Business Personal Property	\$ 573,300	\$5,000	Replacement Cost
12	17	Building	\$ 529,927	\$5,000	Replacement Cost
12	17	Business Personal Property	\$ 2,876,588	\$5,000	Replacement Cost
12	18	Building	\$ 1,343,659	\$5,000	Replacement Cost
12	19	Building	\$ 1,490,580	\$5,000	Replacement Cost
12	19	Business Personal Property	\$ 3,425,223	\$5,000	Replacement Cost
12	20	Building	\$ 2,580,492	\$5,000	Replacement Cost
12	20	Business Personal Property	\$ 435,989	\$5,000	Replacement Cost

12	21	Building	\$ 858,937	\$5,000	Replacement Cost
12	22	Property In The Open	\$ 278,152	\$5,000	Replacement Cost
12	23	Building	\$ 279,162	\$5,000	Replacement Cost
12	24	Building	\$ 37,484	\$5,000	Replacement Cost
12	25	Business Personal Property	\$ 1,490,580	\$5,000	Replacement Cost
12	26	Building	\$ 900,512	\$5,000	Replacement Cost
12	26	Business Personal Property	\$ 1,632,625	\$5,000	Replacement Cost
12	27	Business Personal Property	\$ 1,490,580	\$5,000	Replacement Cost
12	28	Building	\$ 418,509	\$5,000	Replacement Cost
12	28	Business Personal Property	\$ 154,791	\$5,000	Replacement Cost
12	29	Business Personal Property	\$ 802,620	\$5,000	Replacement Cost

Earthquake \$5,000,000 per Occurrence \$5,000,000 Annual Aggregate \$25,000 Deductible
Flood \$2,500,000 per Occurrence \$2,500,000 Annual Aggregate \$100,000 Deductible
Business Income with Extra Expense. 24 Months. Actual Loss Sustained. 72 Hour Waiting Period.
Co-Insurance: 100% Building and Contents

Inland Marine Schedule

Insurance Company:
Policy Term:

Selective Insurance Company of America
4/14/2025 - 4/14/2026

Scheduled Equipment

Item	Year/Manufacturer/Model	Type/Description	Serial/ID#	Value
1	2015 JOHN DEERE	WHEEL LOADER 244 BASE LOADER #332	1LU244KXAZB039643	\$ 85,154
2	2017 JOHN DEERE	544K WHEEL LOADER		\$154,894
3		JAEGER 6IN. PUMP (ENG) CSG649P6006Y	256932F18TH	\$ 10,000
4		JAEGER 4IN. PUMP 42365 (TYPE 4LTG)	88050010	\$ 3,414
5	2003 2003 PERKINS 2909-T	6IN. CH&E DIESEL TRASH PUMP	2045215	\$ 15,900
6	2004 2004 CAT/PERK 2909-T	6IN. CH&E DIESEL TRASH PUMP	AR70498	\$ 15,900
7	2012	STANLEY HYDRAULIC POWER PUMP STSG18B02	80712076	\$ 5,234
8	2006	STANLEY HYDRAULIC POWER PUMP SM2043101	5307	\$ 7,843
9	2006	PIPEHUNTER EASEMENT MACHINE SIDEKICK	315012062235	\$ 23,203
10	2006	KAESER PORTABLE AIR COMPRESSOR M57	1521	\$ 10,621
11	2016	CLUB CAR CARRYALL		\$ 11,022
12	2004	AUGER-DAWG G-30	4D087	\$ 11,950
13	2004	AUGER-DAWG G-30	4D088	\$ 11,950
14	2009	AUGER-DAWG G-30A	91093	\$ 14,100
15	2014	AUGER-DAWG G-30	4D094	\$ 17,495
16	2016	TOYOTA FORKLIFT		\$ 23,553
17	2019 YAMAHA UMAX 2 AC	YAMAHA ELECTRIC CART #3	JOH-0000550	\$ 14,379
18	2019	SKID STEER 272D3 XPS	HX200535	\$ 56,050
19	2019	AUGER-DAWG G-30 3F052		\$ 3,856
20	2021 VERMEER TR5300	TROMMELL SCREEN	56SM39169MS00015 5	\$198,898
21	2022	Club Car Carryall 500 (white)	ME2242337666	\$ 17,403
22	2023	Club Car Carryall 500 (gray)	ME2345477531	\$ 17,768
23	2022	John Deere 244L Loader	1LU244LXLZB071380	\$ 80,239
24	2019	Stanley Twin Hydraulic Pump	STHP28B02	\$ 7,521
25	2017	Bobcat Sweeper		\$ 4,515
26	2021	Berlon Salt Spreader		\$ 6,689
		TOTAL SCHEDULED		\$833,996

General Liability

Insurance Company:

Selective Insurance Company of America

Policy Term:

4/14/2025 - 4/14/2026

Coverage	Limit
General Aggregate	\$2,000,000
Products/Completed Operations Aggregate	\$2,000,000
Personal/Advertising Injury Limit	\$1,000,000
Each Occurrence	\$1,000,000
Damage to Rented Premises – Each Occurrence	\$1,000,000
Medical Expense Limit – Any One Person	\$ 5,000
Deductible	\$ 0
Coverage Form: Occurrence	
Retroactive Date: 4/14/2018	
Employee Benefits	Limit
Per Occurrence Limit	\$1,000,000
Deductible	\$ 1,000
Coverage Form: Claims Made	
Additional Coverages	

Employee Benefits Liability

Elitepac Extension Endorsement

Terrorism Coverage provided under the federal Terrorism Risk Insurance Act of 2002, USA (certified acts)

Management Liability

Insurance Company:
Policy Term:

Selective Insurance Company of America
 4/14/2025 - 4/14/2026

Coverage	Limit
Aggregate Limit	\$1,000,000
Per Claim	\$2,000,000
EP Non-Monetary Defense	\$ 100,000
Public Officials Non-Monetary Defense	\$ 10,000 per Claim / \$50,000 Aggregate
Limited Civil Legal Exposure	\$ 50,000 per Claim / \$300,000 Aggregate
Loss of Wages	\$ 100,000 per Claim / \$250,000 Aggregate
Deductible	\$ 2,500
Coverage Form: Claims Made	
Retro. Date: 4/14/2018	
Additional Coverages	
Umbrella: Management Liability is Follow Form	

Commercial Automobile

Insurance Company:

Selective Insurance Company of America

Policy Term:

4/14/2025 - 4/14/2026

Coverage	Limit	Per
Bodily Injury & Property Damage	\$1,000,000	CSL Each Accident
Medical Payments	\$5,000	Each Person
Uninsured Motorist	\$1,000,000/\$15,000	Each Accident
Underinsured Motorist	\$1,000,000	Each Accident
Physical Damage		
Comprehensive Deductible	\$1,000	
Collision Deductible	\$1,000	
Coverage	Applicable To	
Liability	Any Auto	
Medical Payments	All Owned Autos	
Uninsured Motorist	All Owned Autos	
Underinsured Motorist	All Owned Autos	
Comprehensive	Scheduled	
Collision	Scheduled	
Additional Coverages		
Towing and Labor		
Full Glass Coverage		
Rental Reimbursement Included		

Auto Schedule

No.	Year	Make	Model	VIN	Amount	Valuation
1	2014	Ford	F150	1FTMF1CFXEFC01415	\$ 23,670	Actual Cash Value
2	2012	Ford	F350 Super Duty	1FT8X3A65CEC50277	\$ 32,010	Actual Cash Value
3	2003	Ford	E450/TV Unit	1FDXE45S83HA67979	\$109,900	Actual Cash Value
4	2015	Ford	F150	1FTMF1C80FFB71022	\$ 25,420	Actual Cash Value
5	2015	Ford	Transit Connect XL	NM0LS7E77F1177070	\$ 23,130	Actual Cash Value
6	2015	Ford	Focus SE	1FADP3F24FL342913	\$ 18,460	Actual Cash Value
7	2013	Chevrolet	Express G2500	1GCWGF9D1125077	\$ 31,565	Actual Cash Value
8	2014	Honda	Civic Natural Gas	19XFB5F55EE000434	\$ 26,640	Actual Cash Value
10	2015	Ford	Transit T-150	1FTNE1YM4FKB31952	\$ 29,715	Actual Cash Value
11	2018	Ford	F150	1FTMF1CB4JFA08779	\$ 27,380	Actual Cash Value
13	2014	Ford	F250 Super Duty	1FT7X2B65EEA67811	\$ 34,170	Actual Cash Value
14	2013	Ford	F150	1FTMF1CM6DKG34377	\$ 23,670	Actual Cash Value
15	2017	Ford	F250 Super Duty	1FT7X2B69HEE27716	\$ 37,670	Actual Cash Value
16	2012	Freightliner	M2 106 Medium Duty	1FVACYDT0CDBF2844	\$128,758	Actual Cash Value
17	2015	Freightliner	M2 106 Medium Duty	1FVACXDT7FHGL6571	\$ 88,500	Actual Cash Value
18	2018	Ford	F150	1FTMF1CB6JKE95457	\$ 27,380	Actual Cash Value
19	2019	Ford	F150 Super Cab	1FTEX1CP6KKE17341	\$ 25,570	Actual Cash Value
20	2020	Ford	F-350	1FDRF3H6XLEC48940	\$ 32,567	Actual Cash Value
21	2021	Ford	Transit Connect	NM0LS7E22M1492294	\$ 25,655	Actual Cash Value
22	2021	Ford	F150	1FTMF1EB4MKE18314	\$ 33,585	Actual Cash Value
23	2021	Ford	F150	1FTMF1CB2MKE67367	\$ 23,893	Actual Cash Value
24	2021	Ford	F150	1FTMF1CB4MKE67368	\$ 23,754	Actual Cash Value
25	2022	Chevrolet	Malibu	1G1ZC5ST6NF181606	\$ 18,637	Actual Cash Value
26	2022	Ford	Escape	1FMCU0F63NUB53464	\$ 25,555	Actual Cash Value

27	2023	Freightliner	114SD	1FVHG3FE1PHNW3593	\$668,540	Actual Cash Value
38	2011	Ford	F250 Super Duty	1FTBF2B64BEC78331	\$ 51,819	Actual Cash Value
39	2025	Freightliner	M2106	3ALHCYFC6SDVR6353	\$199,767	Actual Cash Value
40	2024	Ford	F150 4x2 Supercab XL	1FTEX1KP3RKF32474	\$ 42,575	Actual Cash Value
41	2024	Ford	Maverick Crew Cab	3FTTW8H30RRB50941	\$ 31,863	Actual Cash Value
42	2024	Ford	Maverick Crew Cab	3FTTW8H39RRB50825	\$ 31,863	Actual Cash Value
43	2024	Ford	F350	1FDRF3HN8RDA34714	\$ 99,000	Actual Cash Value
44	2025	Freightliner	114SD	3ALHG3FE2SDVJ3073	\$171,988	Actual Cash Value

Umbrella

Insurance Company:

Selective Insurance Company of America

Policy Term:

4/14/2025 - 4/14/2026

Umbrella Limits of Liability	Limit
Each Occurrence	\$5,000,000
Annual Aggregate	\$5,000,000
Retention	\$ 0
Coverage Form: Occurrence	

Underlying Liability Limits	Limit
Automobile Liability – Combined Single Limit	\$1,000,000 Each Accident
General Liability	
General Aggregate	\$2,000,000
Products Completed Operations Aggregate	\$2,000,000
Occurrence	\$1,000,000
Personal & Advertising Injury	\$1,000,000
Management Liability	
Per Claim	\$1,000,000
Aggregate	\$2,000,000
Employee Benefits Liability	
Each Employee	\$1,000,000
Aggregate	\$2,000,000

Commercial Crime

Insurance Company: The Ohio Casualty Insurance Company
Policy Term: 4/14/2025 - 4/14/2026

Coverage	Limit	Deductible
Employee Dishonesty	\$1,000,000	\$10,000
Forgery or Alteration	\$1,000,000	\$10,000
Inside the Premises	\$1,000,000	\$10,000
Outside the Premises	\$1,000,000	\$10,000
Computer Fraud	\$1,000,000	\$10,000
Money Orders and Counterfeit Paper Currency	\$1,000,000	\$10,000
Funds Transfer Fraud	\$1,000,000	\$10,000
Fraudulently Induced Transfers	\$ 250,000	\$10,000
Includes Directors, Trustees, and Board Members		
Includes Faithful Performance of Duty		

Pollution Liability

Insurance Company:

Crum & Forster Specialty Insurance Company

Policy Term:

4/7/2025 - 4/7/2026

Coverage	Limit	Deductible
Each Confirmed Release Limit	\$20,000	\$0
Policy Aggregate Limit	\$20,000	\$0
Defense Expense Aggregate Limit	\$ 0	\$0
Retroactive Date: 4/7/2014		

COVERED STORAGE TANK AND LOCATION ENDORSEMENT

<u>Loc #</u>	<u>Address</u>	<u>City</u>	<u>State</u>	<u>Zip Code</u>	<u>Tank #</u>	<u>AST /UST</u>	<u>Year Installed</u>	<u>Capacity</u>	<u>Contents</u>	<u>Deductible</u>	<u>Retroactive Date</u>
1	5003 Walnut Ave.	Downers Grove	IL	60515	1	UST	1988	12,000	Diesel	\$0	4/7/2014

Cyber Liability

Insurance Company:
Policy Term:

Underwriters at Lloyd's of London
4/14/2025 - 4/14/2026

THE FOLLOWING INSURING CLAUSES ARE SUBJECT TO AN EACH AND EVERY CLAIM LIMIT

INSURING CLAUSE 1: CYBER INCIDENT RESPONSE

SECTION A: INCIDENT RESPONSE COSTS

Limit of liability: USD2,000,000 each and every claim
Deductible: USD0 each and every claim

SECTION B: LEGAL AND REGULATORY COSTS

Limit of liability: USD2,000,000 each and every claim
Deductible: USD2,500 each and every claim

SECTION C: IT SECURITY AND FORENSIC COSTS

Limit of liability: USD2,000,000 each and every claim
Deductible: USD2,500 each and every claim

SECTION D: CRISIS COMMUNICATION COSTS

Limit of liability: USD2,000,000 each and every claim
Deductible: USD2,500 each and every claim

SECTION E: PRIVACY BREACH MANAGEMENT COSTS

Limit of liability: USD2,000,000 each and every claim
Deductible: USD2,500 each and every claim

SECTION F: THIRD PARTY PRIVACY BREACH MANAGEMENT COSTS

Limit of liability: USD2,000,000 each and every claim
Deductible: USD2,500 each and every claim

SECTION G: POST BREACH REMEDIATION COSTS

Limit of liability: USD50,000 each and every claim, subject to a maximum of 10% of all sums we have paid as a direct result of the **cyber event**
Deductible: USD0 each and every claim

INSURING CLAUSE 2: CYBER CRIME

SECTION A: FUNDS TRANSFER FRAUD

Limit of liability: USD250,000 each and every claim

Deductible: USD2,500 each and every claim

SECTION B: THEFT OF FUNDS HELD IN ESCROW

Limit of liability: USD250,000 each and every claim

Deductible: USD2,500 each and every claim

SECTION C: THEFT OF PERSONAL FUNDS

Limit of liability: USD250,000 each and every claim

Deductible: USD2,500 each and every claim

SECTION D: EXTORTION

Limit of liability: USD2,000,000 each and every claim

Deductible: USD2,500 each and every claim

SECTION E: CORPORATE IDENTITY THEFT

Limit of liability: USD250,000 each and every claim

Deductible: USD2,500 each and every claim

SECTION F: TELEPHONE HACKING

Limit of liability: USD250,000 each and every claim

Deductible: USD2,500 each and every claim

SECTION G: PUSH PAYMENT FRAUD

Limit of liability: USD50,000 each and every claim

Deductible: USD2,500 each and every claim

SECTION H: UNAUTHORIZED USE OF COMPUTER RESOURCES

Limit of liability: USD250,000 each and every claim

Deductible: USD2,500 each and every claim

INSURING CLAUSE 3: SYSTEM DAMAGE AND BUSINESS INTERRUPTION

SECTION A: SYSTEM DAMAGE AND RECTIFICATION COSTS

Limit of liability: USD2,000,000 each and every claim

Deductible: USD2,500 each and every claim

SECTION B: INCOME LOSS AND EXTRA EXPENSE

Limit of liability: USD2,000,000 each and every claim, sub-limited to USD1,000,000 in respect of **system failure**

Deductible: USD2,500 each and every claim

SECTION C: ADDITIONAL EXTRA EXPENSE

Limit of liability: USD100,000 each and every claim

Deductible: USD2,500 each and every claim

SECTION D: DEPENDENT BUSINESS INTERRUPTION

Limit of liability: USD2,000,000 each and every claim, sub-limited to USD1,000,000 in respect of **system failure**

Deductible: USD2,500 each and every claim

SECTION E: CONSEQUENTIAL REPUTATIONAL HARM

Limit of liability: USD2,000,000 each and every claim

Deductible: USD2,500 each and every claim

SECTION F: CLAIM PREPARATION COSTS

Limit of liability: USD25,000 each and every claim

Deductible: USD0 each and every claim

SECTION G: HARDWARE REPLACEMENT COSTS

Limit of liability: USD2,000,000 each and every claim

Deductible: USD2,500 each and every claim

THE FOLLOWING INSURING CLAUSES ARE SUBJECT TO AN AGGREGATE LIMIT

INSURING CLAUSE 4: NETWORK SECURITY & PRIVACY LIABILITY

SECTION A: NETWORK SECURITY LIABILITY

Aggregate limit of liability:	USD2,000,000	in the aggregate, including costs and expenses
Deductible:	USD2,500	each and every claim, including costs and expenses

SECTION B: PRIVACY LIABILITY

Aggregate limit of liability:	USD2,000,000	in the aggregate, including costs and expenses
Deductible:	USD2,500	each and every claim, including costs and expenses

SECTION C: MANAGEMENT LIABILITY

Aggregate limit of liability:	USD2,000,000	in the aggregate, including costs and expenses
Deductible:	USD2,500	each and every claim, including costs and expenses

SECTION D: REGULATORY FINES

Aggregate limit of liability:	USD2,000,000	in the aggregate, including costs and expenses
Deductible:	USD2,500	each and every claim, including costs and expenses

SECTION E: PCI FINES, PENALTIES AND ASSESSMENTS

Aggregate limit of liability:	USD2,000,000	in the aggregate, including costs and expenses
Deductible:	USD2,500	each and every claim, including costs and expenses

INSURING CLAUSE 5: MEDIA LIABILITY

SECTION A: DEFAMATION

Aggregate limit of liability:	USD2,000,000	in the aggregate, including costs and expenses
Deductible:	USD2,500	each and every claim, including costs and expenses

SECTION B: INTELLECTUAL PROPERTY RIGHTS INFRINGEMENT

Aggregate limit of liability:	USD2,000,000	in the aggregate, including costs and expenses
Deductible:	USD2,500	each and every claim, including costs and expenses

INSURING CLAUSE 6: TECHNOLOGY ERRORS AND OMISSIONS

NO COVER GIVEN

INSURING CLAUSE 7: COURT ATTENDANCE COSTS

Aggregate limit of liability:	USD100,000	in the aggregate
Deductible:	USD0	each and every claim

Workers Compensation

Insurance Company: Illinois Public Risk Fund
Policy Term: 4/1/2025 - 4/1/2026

Coverage:

Part One of the policy applies to the Workers Compensation Law of the State of Illinois.

Part Two of the policy applies to Employers Liability in the State of Illinois: The limits of our Liability under Part Two are:

Bodily Injury by Accident	\$3,000,000 each accident
Bodily Injury by Disease	\$3,000,000 policy limit
Bodily Injury by Disease	\$3,000,000 each employee

<u>Class Code</u>	<u>Description</u>		<u>Payroll</u>		<u>Rate/100</u>		<u>Premium</u>
7580	Sewage Disposal	\$	2,823,072	\$	3.362	\$	94,912
8810	Clerical	\$	861,835	\$	0.100	\$	862
					Subtotal:	\$	95,774
					3% Administrative Fee:	\$	2,873
					TOTAL:	\$	98,647

2024 - 2025 Payrolls

<u>Class Code</u>	<u>Description</u>		<u>Payroll</u>		<u>Rate/100</u>		<u>Premium</u>
7580	Sewage Disposal	\$	2,520,454	\$	3.801	\$	95,802
8810	Clerical	\$	663,237	\$	0.124	\$	822
					Subtotal:	\$	96,624
					3% Administrative Fee:	\$	2,899
					TOTAL:	\$	99,523








Illinois Public Risk Fund has over 700 members comprised of Illinois governmental entities and public agencies.

GRANT PROGRAM GIVES BACK

Designed to ease the burden of safety related expenses, the grant program covers products that have been identified by our Loss Control consultants that will assist in reducing injuries and or illnesses. To date, over **\$95,000,000** in dividends/grants have been given back to our members.

LEXIPOL GRANT PLUS PROGRAM

IPRF also offers a Grant Plus program. This program is a partnership between IPRF and Lexipol that provides IPRF members with some amazing benefits:

- Reimbursement of 25%, through the Grant Plus Program, up to their allotted grant amount
- 10% discount on Lexipol's policy manual
- 10% discount on Professional Services
- 15% discount online learning programs
 - PoliceOne Academy 
 - FireRescue1 Academy 
 - EMS1 Academy 
 - Corrections1 
 - LocalGovU LocalGov 
- 5% discount on Cordico Wellness Solution excluding Cordico Launch
- 10% discount on Grant Finder and Grant Services annual subscription



IPRF Coverage Includes:

- Broad Form All States Coverage
- Employers Liability \$3,000,000
- Volunteer Coverage
- First Dollar Program
- Longshoreman's & Harbor Workers' Compensation Act
- Approved Physical Fitness & Training Programs
- Various large deductible programs are available.

AAA Financial Rating

Based on Demotech's review of audited financial statements, actuarial reports and related financial information, IPRF has received the highest financial stability rating AAA Unsurpassed.



www.IPRF.com
(800)-289-IPRF



LOSS CONTROL

CONSULTING

IPRF's team of experienced Loss Control consultants coach and support your loss control efforts. This team can assist with OSHA compliance, conduct GAP analysis, and provide general support of your occupational health and safety efforts.

COMMUNICATIONS

IPRF makes communicating safety and loss control simple for members. Members are provided with ready to use "Risk Reminder" training shorts. IPRF Members also receive a bi-monthly loss control newsletter, safety articles, and white papers. All are easy to use in support of your loss control efforts.

RESOURCES

IPRF offers a newly designed Risk Management Center in addition to the Loss Control section of the IPRF website. Resources available include OSHA compliant training videos, toolbox talks, sample policies, on demand webinars, and tools for tracking and organizing your safety training records.



Additional Benefits:

- **Virtual Reality Training:** VR training simulations can easily recreate both safety and crisis situations that allow learners to practice theoretical learning in a practical environment before performing tasks in the real world.
- **Webinars:** IPRF continually monitors loss trends and delivers timely webinars to focus on trending safety issues resulting in employee injuries.
- **Safety Grant Program:** IPRF's Grant Program provides Members with funding for safety inspired products and services that will assist a Member in reducing/preventing accidents and injuries
- **OSHA Compliance:** Loss Control Consultants provide on-site, in-depth evaluation to determine the effectiveness of your current occupational health and safety efforts.



www.IPRF.com

(800)-289-IPRF



CLAIMS MANAGEMENT

DEDICATED CLAIMS TEAM

Each member is assigned a Claims Team consisting of a Supervisor, 3-4 Advocates, a Medical Advocate and a clerk.

CLAIMS REPORTING

There are many reporting options available including an online reporting tool that creates a claim in real time and immediately places the claim in the hands of our claim experts.

CLAIM PORTAL (iCE) AND CLAIMVIEW

With Claim Portal (iCE), an IPRF member can report claims, view status notes and download OSHA reports in real time.

Injured workers can view lost time payments, communicate with the advocate and upload documents.

HEALTH NAVIGATOR

When a claim is reported, IPRF creates and sends a Personalized Health Navigator ticket to your employee. The ticket includes information about local medical providers, pharmacies and explains how to access resources and benefits available to them.



Additional Benefits:

- In-House Nurse: Available to discuss medical issues with members and assist advocates.
- PPO/Managed Care Services: Network savings are available with over 10,000 medical providers and facilities located throughout Illinois.
- Optum First Fill Scripts: Avoids out-of-pocket expenses and provides a risk-free way for employees to fill prescriptions when they need them.
- Aggressive Subrogation Experts: Includes member out-of-pocket expenses.
- Attorney Selection: IPRF members can select their own defense counsel, subject to IPRF's litigation management process and approval.
- Telemedicine: Connect with healthcare professionals at the time of injury through a HIPPA compliant platform accessible from any smart device or computer which is available 24/7/365.



www.IPRF.com

(800)-289-IPRF

PEDA SUPPLEMENT COVERAGE NOW AVAILABLE!

How can Illinois Public Risk Fund (IPRF) help you?

Effective January 1, 2023, Illinois Public Risk Fund now provides our brokers with the opportunity to add an affordable PEDA (Public Employee Disability Act) Supplement Coverage to their current IPRF members.

What is PEDA?

The Illinois Public Employee Disability Act (PEDA) is a law providing financial protection for qualifying first responders who suffer the misfortune of being injured in the line of duty and are unable to return to work.

The employer is required to pay the disabled employee on the same basis as they were paid before the injury.

PEDA SUPPLEMENT COVERAGE

- For **FULL-TIME** first responders injured in the line of duty.
- Zero-day elimination.
- Benefits available for up to 52 weeks.
- 100% replacement when combined with IPRF benefit.
- Partial disability included
- Coverage for groups down to two lives.
- Easy application process, direct billing, and dedicated KCL account representative.



WHAT DOES THIS MEAN FOR YOU?



PEDA Claims have no effect on the Client Experience Mod!



Rate Prospects In House With A Simple Calculation



KCL Dedicated Claims/Service Team



More Lines of Coverage Means Greater Satisfaction and Retention

For more information, please contact our office at (800) 289-4773






ADDITIONAL OFFERINGS FROM LEXIPOL INCLUDE:

- 15% discount online learning programs

PoliceOne Academy 

FireRescue1 Academy 

EMS1 Academy 

Corrections1 

LocalGovU 

- 5% discount on Cordico Wellness Solution excluding Cordico Launch
- 10% discount on Grant Finder and Grant Services annual subscription

If you have any questions regarding the IPRF Grant Program or the IPRF/LEXIPOL Grant Plus Program, please contact:

Lauren Dornan, Grant Administrator at lauren@iprf.com

IPRF GRANT

Programs and Partnerships

\$5 MILLION DOLLARS

IPRF understands the importance of safety equipment and products in reducing workplace injuries. We have **\$5 MILLION** dollars available to our members to assist in purchasing safety products that will help them reduce loss. Simply review our list of over 100 safety products and submit a grant request. The grant submission process will officially open January 6, 2025.

IPRF also offers a Grant Plus program. This program is a partnership between IPRF and Lexipol that provides IPRF members with amazing benefits including:



- Reimbursement of 25%, through the Grant Plus Program, up to their allotted grant amount
- 10% discount on Lexipol's policy manual
- 10% discount on Professional Services



Find out even more about these amazing programs!



www.iprf.com
(800) 289-IPRF (4773)



**ILLINOIS PUBLIC RISK FUND
GRANT PROGRAM**

DOWNERS GROVE SANITARY DISTRICT

the Illinois Public Risk Fund has reserved

\$3,955

Congratulations!

**Your organization has qualified for a Preferred Loss Ratio Grant of
\$1,991 which is included in the above amount.**

Please visit www.iprf.com
for additional information and to complete the Grant Application.

Grant deadline is December 1, 2025.

(subject to the program terms and conditions.)

Premium Summary

Policy Term: 4/14/2025 - 4/14/2026

	Premium
Package - Selective Insurance Company of America	\$162,391
Crime - The Ohio Casualty Insurance Company	\$ 1,083
Cyber - CFC	\$ 9,245
Pollution - Crum & Forster Specialty Insurance Company	\$ 1,673
Workers' Compensation - Illinois Public Risk Fund	\$ 98,647
Total Premium	\$273,039

AssuredPartners Services – Added Service Offerings:

- MedCor Telephonic Nurse Triage System Included with addition of Workers' Compensation
- Safety Consultation Services Included
- Human Resources Included
- Claims Consultation Services Included

Options and Suggestions

Group Benefits
AssuredPartners offers a full range of Employee Benefits including Group Health, Dental, Disability and Life Insurance.
Human Resource Services
Our HR Department can help you with many of the HR-related questions and topics you encounter on a daily basis.
Safety & Loss Control
Loss Control and Safety Services are available through our carrier partners. We would be happy to make arrangements for you to access them.

Compensation Disclosure

AssuredPartners and its individual agents/producers are licensed as insurance producers by the various States where we are transacting insurance, which includes the sale, solicitation, and servicing of insurance business, as well as advising on the relative benefits of certain insurance policies and risk management programs. Our agency typically receives compensation from insurers in the form of commissions paid as a percentage of the premiums due the applicable insurance companies.

Commissions can vary by insurance company, by volume of business placed with that company or the profitability thereof, and other factors. In other cases and depending on various State laws and the capacity in which our agency is acting, our agency may receive other forms of compensation from insurers, insurance intermediaries, premium finance companies and other vendors; such as contingents, overrides, profit-sharing, premium finance fees, expense reimbursements, producer subsidies, award trips, meetings and other incentives. We also earn interest on premiums we hold until it is time to pay the applicable insurance companies. Our overriding desire is to provide great customer service, having you, the customer, believe we have earned our compensation. We believe in full disclosure of our compensation. Accordingly, if you have any questions about the compensation we receive from your policies (including policies we propose to you), please just ask your account representative, who will gladly provide you a summary of our compensation arising from your policies (some estimation may be necessary, for example where contingents are involved).

We thank you for the opportunity to serve and appreciate your interest.

Illinois Public Risk Information

You will be receiving your invoice from IPRF approximately the last week of November.

Have you applied for your 2025 Safety Grant? The deadline for application is December 1st, 2025.

IPRF can accept ACH payments. Please complete and return the Vendor ACH Form to Greg Palumbo at gpalumbo@iprf.com.

We have included a PEDDA quotation and pertinent information pertaining to this coverage, if eligible.

Thank you.

DOWNERS GROVE SANITARY DISTRICT

M E M O

TO: Board of Trustees

FROM: Amy R. Underwood, P.E.
General Manager

DATE: March 14, 2025

RE: Five-Year Financial Plan and Appropriation Ordinance

Attached is a revised cover sheet for the Five-Year Financial Plan for Fiscal Years 2025-2026 to 2029-2030.

The proposed Five-Year Financial Plan for Fiscal Years 2025-2026 to 2029-2030 and the FY 2025-2026 Appropriation Ordinance distributed for last month's Board of Trustees meeting have been on public notice for 30 days, starting February 13, 2025. No comments have been received.

I will be seeking final Board approval of the Five-Year Financial Plan and Budget for Fiscal Years 2025-2026 to 2029-2030 at the regular meeting on March 18, 2025. I will also be seeking adoption of the FY 2025-2026 Appropriation Ordinance and for the President and Clerk to sign the same.

cc: BOLI, CS, DM

DOWNERS GROVE SANITARY DISTRICT
FIVE YEAR FINANCIAL PLAN
FISCAL YEARS 2025-2026 TO 2029-2030

Approved 03/18/25

APPROPRIATION ORDINANCE

AN ORDINANCE MAKING APPROPRIATIONS FOR THE CORPORATE PURPOSES OF THE DOWNERS GROVE SANITARY DISTRICT FOR THE FISCAL YEAR COMMENCING ON THE FIRST DAY OF MAY, A.D. 2025 AND ENDING APRIL THIRTIETH, A.D. 2026.

BE IT ORDAINED by the Downers Grove Sanitary District, a body politic and corporate of the County of DuPage and State of Illinois:

SECTION 1. That the sums hereinafter set forth, or as much thereof as may be authorized by law, be and the same are hereby appropriated for the corporate purposes of the Downers Grove Sanitary District as hereinafter specified, for the fiscal year commencing on the First Day of May, A.D. 2025 and ending on the Thirtieth Day of April, A.D. 2026.

I.	ADMINISTRATION	
	A. Salary and Wages	\$ 1,300,000
	B. Office Oper & Maint Expenses	1,000,000
	C. Vehicles Oper, Maint & Purchase	<u>50,000</u>
		\$2,350,000
II.	WASTEWATER TREATMENT CENTER	
	A. Salary and Wages	\$ 1,890,000
	B. Operation & Maintenance Expenses	3,850,000
	C. Vehicles Oper, Maint & Purchase	<u>130,000</u>
		\$5,870,000
III.	LABORATORY	
	A. Salary and Wages	\$ 360,000
	B. Operation & Maintenance Expenses	280,000
	C. Vehicles Oper, Maint & Purchase	<u>70,000</u>
		\$ 710,000
IV.	COLLECTION SYSTEM	
	A. Salary and Wages	\$ 660,000
	B. Operation & Maintenance Expenses	3,410,000
	C. Vehicles Oper, Maint & Purchase	<u>50,000</u>
		\$4,120,000
V.	LIFT STATIONS	
	A. Salary and Wages	\$ 60,000
	B. Operation & Maintenance Expenses	<u>910,000</u>
		\$970,000
VI.	INSURANCE AND EMPLOYEE BENEFITS	\$1,690,000
	TOTAL OPERATION AND MAINTENANCE	\$15,710,000

CAPITAL IMPROVEMENTS

VII. TREATMENT CENTER/LABORATORY	
A. Renovations to Buildings & Systems	<u>\$ 900,000</u>
	\$ 900,000
VIII. COLLECTION SYSTEM/LIFT STATIONS	
A. Construction/Upgrading – Sewer system, lift station improvements, unsewered area plan revisions	<u>\$ 1,200,000</u>
	\$ 1,200,000
TOTAL CAPITAL IMPROVEMENTS	\$ 2,100,000
GRAND TOTAL	\$17,810,000

SECTION 2. That the sums hereinafter set forth are estimated receipts and expenditures for the Downers Grove Sanitary District for the fiscal year commencing on the First Day of May, A.D. 2025 and ending on the Thirtieth Day of April, A.D. 2026.

CASH FLOW
FISCAL YEAR 2025-2026

SEE ATTACHMENT A, attached hereto and made a part of this Ordinance.

RECAPITULATION

1. Total Amount Appropriated..... \$17,810,000
2. Amount of Said Appropriation to be paid from sources other than real estate taxes (tap-in permits, user fees, trunk sewer service fees, Federal and State grants and loans, etc.)..... \$16,259,400
3. Amount of Said Appropriation to be paid from real estate taxes..... \$ 1,550,600

SECTION 3. That the total sum of Seventeen Million Eight Hundred Ten Thousand Dollars (\$17,810,000) is hereby appropriated. It is furthermore provided that all unexpended balances of any item or items of any general appropriation made by this ordinance may be expended in making up any insufficiency in any item or items for the same general purpose or in a like appropriation made by this ordinance.

SECTION 4. This ordinance shall be in full force and effect from and after its passage, approval, and publication as provided by law.

Passed this 18th day of March, A.D. 2025

Recording Vote:

Ayes: _____

Nays: _____

Approved this 18th day of March, A.D. 2025

BY: _____

President, Board of Trustees of Downers Grove
Sanitary District, DuPage County, Illinois

ATTEST:

Clerk

Recorded this 18th day of March, A.D. 2025

ATTACHMENT A

CASH FLOW
FISCAL YEAR 2025-2026

	<u>General Corporate</u>	<u>Improvement</u>	<u>Construction</u>	<u>Public Benefit</u>
Projected Cash Balance on 5/1/25	<u>\$ 6,249,369</u>	<u>\$ 1,063,192</u>	<u>\$ 1,995,272</u>	<u>\$ 37,818</u>
Receipts:				
Const and Televising Insp Fees	700			
User Fees	10,540,300			
Interest	170,900	21,900	60,700	
Plan Review Fees	500			
Surcharges	497,000			
Permit Insp Fees	18,000			
Sampling Charges	135,000			
Tap-in Fees			250,000	
Trunk and Lateral Sewer Charges		100,000		
Replacement Taxes	90,000			
Real Estate Taxes	1,550,600			
Grease Waste	200,000			
Interfund Transfer	(1,150,000)	750,000	400,000	
Miscellaneous	<u>134,300</u>	<u> </u>	<u> </u>	<u> </u>
Total Receipts	<u>12,187,300</u>	<u>871,900</u>	<u>710,700</u>	<u> </u>
Subtotal	<u>\$ 18,436,669</u>	<u>\$ 1,935,092</u>	<u>\$ 2,705,972</u>	<u>\$ 37,818</u>
Disbursements:				
O & M Budget	15,710,000			
Capital Improvements Budget	<u> </u>	<u>1,200,000</u>	<u>900,000</u>	<u>0</u>
Total Disbursements	<u>15,710,000</u>	<u>1,200,000</u>	<u>900,000</u>	<u>0</u>
Projected Cash Balance on 4/30/26	<u>\$ 2,726,669</u>	<u>\$ 735,092</u>	<u>\$ 1,805,972</u>	<u>\$ 37,818</u>

STATEMENT OF ESTIMATED REVENUES

I, Carly Shaw, Treasurer of the Downers Grove Sanitary District, do hereby state that the above document entitled "Cash Flow, Fiscal Year 2025-2026" indicates an estimate of revenues by source anticipated to be received in Fiscal Year 2025-2026.

DOWNERS GROVE SANITARY DISTRICT

BY: _____
Treasurer

DOWNERS GROVE SANITARY DISTRICT

M E M O

TO: Board of Trustees

FROM: Amy R. Underwood
General Manager

DATE: March 14, 2025

RE: Proposed Ordinance No. ORD 25-01

Attached please find a copy of proposed Ordinance No. ORD 25-01 which contains recommended ordinance amendments as described below.

A. Tap-in Fee, Trunk Sewer Service Charge and Lateral Sewer Charge (Article II Sections 13c, d and e)

In accordance with the practice established in 1993, staff propose to increase the tap-in fee, trunk sewer service charge and the lateral sewer charge based on the change in the Engineering News Record Construction Cost Index (CCI) from December 2023 to December 2024. The CCI increased 0.9% during this period. Applying this change results in the proposed rates indicated in Table 1 - Summary of rate adjustments.

B. Permit Inspection Fee (Article II Section 13b) and Sewer Construction Inspection Rate (Article IV Section 4b)

The permit inspection fee and sewer construction inspection rates are proposed to be increased by roughly 4.4% to reflect budgeted full-time employee wage adjustments.

C. Basic User Rate (Article VI Section 3)

The basic user rate will increase to \$3.25 per 1000 gallons, as indicated in the five-year plan.

D. Surcharge Rates (Article VI Section 5)

The surcharge rate for BOD is proposed to be increased from \$0.38 to \$0.42 per pound, for TSS from \$0.48 to \$0.54 per pound, and for flat rate surcharge customers from \$4.79 to \$5.33 per 1000 gallons. Over the past few years, the District's cost-of-service model has identified that surcharge rates were notably less than the actual cost of treatment. The District started to gradually increase surcharge rates in 2022 with the goal of bringing surcharges in line with actual costs within a few years. The cost-of-service model was updated using FY 2025-26 budget expenses and revenues as well as projected expenses and revenues through FY 2029-30. Table 2 shows the surcharge rate calculations for FY 2025-26, and Table 3 shows the budget line-item allocations supporting the calculations. The proposed surcharge rates are

lower than the calculated surcharge rates due to the District's plan to spread the increase out over a few years.

E. Monthly Fees (Article VI Section 14)

The monthly service fee on all accounts will increase to \$21.00 per month, as indicated in the five-year plan.

Sampling and monitoring charges will increase by roughly 4.5%, commensurate with budgeted full-time employee salary increases for FY 25-26, as indicated below:

- 1) Significant industrial users will be assessed \$163.37 per month. There are 5 accounts (representing 3 users) in the billing system in this class.
- 2) Industrial users who have been issued wastewater discharge permits by the District would be assessed at \$61.26 per month. There are 2 accounts in the billing system in this class.
- 3) Users subject to surcharge, either based on actual sampling or at the flat rate, would be assessed a sampling and monitoring charge of \$23.31 per month. There are 192 accounts in this class.
- 4) All commercial or industrial users not included in one of the three classes described above would be assessed sampling and monitoring charges of \$7.36 per month. There are 995 accounts in this class.

I will request Board approval of Ordinance No. ORD 25-01 at the March 18 regular meeting. If approved, this ordinance would be published in the Downers Grove Suburban Life on March 27, 2025, and would be effective on April 6, 2025.

cc: BOLI, KS, CS, DRB, DM

AN ORDINANCE AMENDING AN ORDINANCE REGULATING THE
USE OF SANITARY SEWERS
ORDINANCE NO. ORD 25-01

BE IT ORDAINED by the Acting President of the Board of Trustees of the Downers Grove Sanitary District, a body politic and corporate of DuPage County, Illinois, that the following portions of "An Ordinance Regulating the Use of Sanitary Sewers, adopted May 16, 1967, as Amended" are hereby amended to read as follows:

Article II Section 13

- (b) An Inspection Fee shall be charged to cover the cost to the District of inspections of the installation of building sanitary services to ensure sanitary service lines are adequate and suitable for connection to the District and to insure compliance with District ordinances and regulations, as follows:
- (1) Single Family Class - ~~\$273.00~~ \$285.00 per building sanitary service.
 - (2) All Other Classes - ~~\$452.00~~ \$472.00 per building sanitary service or ~~\$261.00~~ \$272.00 per building if no work on building sanitary service is required.
- (c) A Tap-In Fee shall be charged for all connections to the District for the necessary construction, expansion, and extension of wastewater treatment plant facilities. The tap-in fee shall be calculated upon a rate of ~~\$1,103.00~~ \$1,113.00 per population equivalent (P.E.), and shall be assessed as follows:
- (1) Single Family Class - 3.5 P.E. per unit
 - (2) Multiple Family Class -
Efficiency or studio apartment unit - 1.0 P.E. per unit
One bedroom apartment unit - 1.5 P.E. per unit
Two or three bedroom apartment unit - 3.0 P.E. per unit
- (d) A Trunk Sewer Service Charge shall be charged for the necessary construction, expansion, and extension of trunk sewer facilities. The trunk sewer service charge shall be calculated upon a rate of ~~\$511.00~~ \$516.00 per population equivalent (P.E.) and shall be assessed as follows:
- (1) Single Family Class - 3.5 P.E. per unit
 - (2) Multiple Family Class -
Efficiency or studio apartment unit - 1.0 P.E. per unit.

One bedroom apartment unit - 1.5 P.E. per unit

Two or three bedroom apartment unit - 3.0 P.E. per unit

- (4) Minimum Charges - The minimum trunk sewer service charge for commercial, industrial, or business use shall be ~~\$12,775.00~~ \$12,900.00 per acre (25 P.E. per acre). The minimum trunk sewer service charge for all other uses shall be ~~\$5,110.00~~ \$5,160.00 per acre (10 P.E. per acre).
- (e) A Lateral Sewer Charge shall be charged for the necessary construction, expansion, and extension of lateral sanitary sewer facilities. The lateral sewer service charge shall be assessed whenever a building is to be connected to a public sanitary sewer which was installed at the expense of the District. The lateral sewer service charge shall be assessed as follows:
- (1) All Classes
- ~~\$14,221.00~~ \$14,349.00 per building sanitary service to near side property.
- ~~\$10,302.00~~ \$10,395.00 per building sanitary service to far side property.

Article IV Section 4

- (b) The person constructing or causing to have constructed said public sanitary sewer shall reimburse the District for all costs of inspecting said sewer installation, at the rates of ~~\$86.50~~ \$90.50 per hour straight time and ~~\$129.75~~ \$135.75 per hour overtime if said inspection is performed by District personnel, and at billed cost if said inspection is performed by others.

Article VI Section 3

A basic user rate of ~~\$2.75~~ \$3.25 per 1000 gallons of water consumption shall be applied to all users.

All non-metered single family residential users of the wastewater facilities shall pay a flat rate charge per quarter of ~~\$66.00~~ \$78.00. This flat rate charge is based on water consumption of 24,000 gallons per quarter for single family residences. Any non-metered single-family user who installs a water meter in accordance with District requirements shall be billed based upon the readings from such meters.

Article VI Section 5

- (a) The surcharge rates for BOD and SS shall be as follows:
- ~~\$0.38~~ \$0.42 per pound for BOD

~~\$0.48~~ \$0.54 per pound for SS

- (b) Any user determined by the General Manager to have the potential to exceed the normal concentrations for BOD and/or SS, for which a sampling chamber is not available to ascertain actual waste strength, shall be surcharged at the flat rate ~~\$4.79~~ \$5.33 per 1000 gallons of metered water consumption, in addition to the basic user rate.

Article VI Section 14

Monthly fees consist of a service fee of ~~\$20.00~~ \$21.00 per month for all accounts, and sampling and monitoring charges if applicable.

The sampling and monitoring charges shall be as follows:

- (a) ~~\$156.48~~ \$163.37 per month for each significant industrial user subject to any National Categorical Pretreatment Standard or discharging an average of 25,000 gallons or more of wastewater per day.
- (b) ~~\$58.68~~ \$61.26 per month for each industrial user subject to a wastewater discharge permit issued by the District and not included in (a) above.
- (c) ~~\$22.33~~ \$23.31 per month for each user subject to surcharge.
- (d) ~~\$7.05~~ \$7.36 per month for all industrial (including commercial) users not included in (a), (b) or (c) above.

PASSED AND APPROVED by the President and Board of Trustees of the Downers Grove Sanitary District at a regular meeting of the Trustees held on the 18th day of March 2025, to become effective ten (10) days after publication thereof.

DOWNERS GROVE SANITARY DISTRICT

BY: _____
President

ATTEST: _____
Clerk

DOWNERS GROVE SANITARY DISTRICT
TAP-IN FEE, TRUNK SEWER SERVICE CHARGE AND LATERAL SEWER CHARGE
SUMMARY OF RATE ADJUSTMENTS

TABLE 1

DATE	ENR CCI US	TAP-IN FEE	PERCENT CHANGE	TRUNK SEWER SERVICE CHARGE	PERCENT CHANGE	LATERAL SEWER CHARGE- NEAR SIDE	PERCENT CHANGE	LATERAL SEWER CHARGE- FAR SIDE	PERCENT CHANGE
04/06/25	0.9%	1,113.00	0.9%	516.00	1.0%	14,349.00	0.9%	10,395.00	0.9%
04/07/24	2.6%	1,103.00	2.6%	511.00	2.6%	14,221.00	2.6%	10,302.00	2.6%
04/09/23	5.6%	1,075.00	5.6%	498.00	5.5%	13,861.00	5.6%	10,041.00	5.6%
04/03/22	7.4%	1,018.00	7.4%	472.00	7.3%	13,126.00	7.4%	9,509.00	7.4%
04/05/21	2.2%	948.00	2.2%	440.00	2.3%	12,222.00	2.1%	8,854.00	2.2%
03/29/20	1.7%	928.00	1.8%	430.00	1.7%	11,965.00	1.7%	8,667.00	1.7%
03/30/19	2.9%	912.00	2.9%	423.00	2.9%	11,760.00	2.9%	8,519.00	2.9%
03/31/18	3.3%	886.00	3.3%	411.00	3.3%	11,431.00	3.3%	8,281.00	3.3%
04/01/17	3.9%	858.00	3.9%	398.00	3.9%	11,070.00	3.9%	8,020.00	3.9%
04/02/16	2.0%	826.00	2.0%	383.00	2.1%	10,650.00	2.0%	7,720.00	2.0%
04/05/15	2.8%	810.00	2.8%	375.00	2.7%	10,441.00	2.8%	7,569.00	2.8%
04/04/14	2.7%	788.00	2.7%	365.00	2.8%	10,160.00	2.7%	7,365.00	2.7%
03/30/13	2.6%	767.00	2.7%	355.00	2.6%	9,895.00	2.6%	7,172.00	2.6%
03/24/12	2.5%	747.00	2.5%	346.00	2.4%	9,644.00	2.5%	6,990.00	2.5%
04/02/11	3.6%	729.00	3.6%	338.00	3.7%	9,412.00	3.6%	6,822.00	3.6%
04/04/10	1.1%	704.00	1.1%	326.00	1.2%	9,085.00	1.1%	6,585.00	1.1%
04/05/09	5.7%	696.00	5.6%	322.00	5.6%	8,985.00	5.7%	6,515.00	5.7%
03/25/08	2.6%	659.00	2.6%	305.00	2.7%	8,500.00	2.6%	6,165.00	2.6%
03/27/07	3.1%	642.00	3.0%	297.00	3.1%	8,285.00	3.1%	6,010.00	3.1%
04/25/06	4.4%	623.00	4.4%	288.00	4.3%	8,035.00	4.4%	5,830.00	4.4%
04/19/05	7.8%	597.00	7.8%	276.00	7.8%	7,696.00	7.8%	5,584.00	7.8%
05/24/04	3.3%	554.00	3.4%	256.00	3.2%	7,142.00	3.3%	5,182.00	3.3%
04/29/03	2.7%	536.00	2.7%	248.00	2.5%	6,914.00	2.7%	5,016.00	2.7%
04/23/02	1.7%	522.00	1.8%	242.00	1.7%	6,732.00	1.7%	4,884.00	1.7%
04/24/01	2.6%	513.00	2.6%	238.00	2.6%	6,620.00	2.6%	4,802.00	2.6%
04/25/00	2.3%	500.00	2.5%	232.00	1.8%	6,452.00	2.3%	4,680.00	2.3%
04/20/99	2.3%	488.00	2.1%	228.00	1.8%	6,306.00	2.3%	4,574.00	2.3%
04/28/98	2.0%	478.00	1.9%	224.00	1.8%	6,167.00	2.0%	4,473.00	2.0%
07/01/97	3.7%	469.00	3.1%	220.00	3.3%	6,046.00	3.2%	4,385.00	3.2%
04/23/96	1.6%	455.00	2.5%	213.00	2.4%	5,859.00	2.5%	4,249.00	2.5%
04/27/95	2.4%	444.00	3.5%	208.00	3.5%	5,716.00	3.6%	4,145.00	3.6%
04/26/94	5.0%	429.00	5.7%	201.00	5.8%	5,517.00	5.7%	4,001.00	5.7%
04/20/93	3.5%	406.00	4.6%	190.00	4.4%	5,220.00	4.8%	3,785.00	4.8%
07/23/92		388.00	6.9%	182.00	7.7%	4,980.00	7.7%	3,611.00	7.7%
04/16/91		363.00	3.4%	169.00	2.7%	4,625.00	2.6%	3,354.00	2.6%
02/20/90		351.00	5.4%	164.50	3.1%	4,508.00	3.2%	3,269.00	3.2%
02/21/89		333.00	2.1%	159.50	2.2%	4,368.00		3,168.00	
02/16/88		326.00	63.0%	156.00	5.4%				
05/06/86				148.00	2.1%				
04/16/85		200.00	115.4%						
05/01/84				145.00	14.6%				
04/06/82				126.50	8.1%				
04/01/80				117.00	25.8%				
12/19/78		92.86							
04/04/78				93.00	8.1%				
02/15/77				86.00	14.7%				
06/17/75				75.00	20.0%				
11/06/73		107.14							
10/19/73				62.50	34.8%				
09/25/72				46.38	34.4%				
03/30/71				34.50	13.1%				
04/08/70				30.50	6.1%				
01/01/69				28.75	5.8%				
02/01/68				27.18	5.0%				
05/16/67		85.71							
02/01/67				25.88					

<u>DATE</u>	<u>ENR</u>	<u>TAP-IN</u>	<u>PERCENT</u>	<u>TRUNK</u>	<u>PERCENT</u>	<u>LATERAL</u>	<u>PERCENT</u>	<u>LATERAL</u>	<u>PERCENT</u>
<u>ADOPTED</u>	<u>CCI</u>	<u>FEE</u>	<u>CHANGE</u>	<u>SEWER</u>	<u>CHANGE</u>	<u>CHARGE-</u>	<u>CHANGE</u>	<u>CHARGE-</u>	<u>CHANGE</u>
	<u>US</u>			<u>SERVICE</u>		<u>NEAR SIDE</u>		<u>FAR SIDE</u>	
11/18/58		57.14		<u>CHARGE</u>					

DOWNERS GROVE SANITARY DISTRICT
 DETERMINATION OF USER AND SURCHARGE RATES
 CURRENT WITH SURCHARGE SAMPLING PROGRAM

TABLE 2

CHOOSE FY
 FYE 26

		PERCENT ALLOCATION TO					FYE 26	DOLLAR ALLOCATION TO				
		FLOW	BOD	SS	CUST	TOTAL	FLOW	BOD	SS	CUST		
FYE 26	O&M BUDGET	100	17	15	20	49	\$13,289,100	\$2,247,989	\$1,946,524	\$2,616,307	\$6,505,407	
ESTIMATED	FYE 26 O&M EXPENSES						\$13,289,100	\$2,247,989	\$1,946,524	\$2,616,307	\$6,505,407	
	BUDGET X 100.0%											
NON-RATE REVENUES		PERCENT ALLOCATION TO					FYE 26	DOLLAR ALLOCATION TO				
		FLOW	BOD	SS	CUST	TOTAL	FLOW	BOD	SS	CUST		
	PLAN REVIEW FEES	0	0	0	100	\$500	\$0	\$0	\$0	\$500		
	CONSTRUCTION INSPECTION FEES	0	0	0	100	\$500	\$0	\$0	\$0	\$500		
	PERMIT INSPECTION FEES	0	0	0	100	\$18,000	\$0	\$0	\$0	\$18,000		
	INTEREST	17	15	20	49	\$170,900	\$28,910	\$25,033	\$33,646	\$83,661		
	SAMPLING AND MONITORING CHARGES	17	15	20	49	\$135,000	\$22,837	\$19,774	\$26,578	\$66,086		
	REAL ESTATE TAXES	37	0	0	63	\$1,550,600	\$573,722	\$0	\$0	\$976,878		
	TELEVISION INSPECTION FEES	0	0	0	100	\$200	\$0	\$0	\$0	\$200		
	REPLACEMENT TAXES	37	0	0	63	\$90,000	\$33,300	\$0	\$0	\$56,700		
	LEASE PAYMENTS	17	15	20	49	\$40,800	\$6,902	\$5,976	\$8,033	\$19,973		
	MISCELLANEOUS	17	15	20	49	\$4,000	\$677	\$586	\$788	\$1,958		
	SALE OF ELECTRICITY	51	22	27	0	\$20,000	\$10,200	\$4,400	\$5,400	\$0		
	SALE OF PROPERTY	34	34	32	0	\$29,500	\$10,030	\$10,030	\$9,440	\$0		
	GREASE WASTE	17	15	20	49	\$200,000	\$33,832	\$29,295	\$39,375	\$97,906		
	INTERFUND TRANSFER	33.5	0	15	51.5	(\$1,150,000)	(\$385,250)	\$0	(\$172,500)	(\$592,250)		
	RENEWABLE ENERGY CREDITS	8	57	10	24	\$40,000	\$3,383	\$22,930	\$3,938	\$9,791		
	GRANTS AND INCENTIVES	37	0	0	63	\$0	\$0	\$0	\$0	\$0		
	TOTAL NON-RATE REVENUES					\$1,150,000	\$338,542	\$118,023	(\$45,303)	\$739,903		
	REDUCTION IN FUND BALANCE	17	15	20	49	\$1,101,800	186,381	161,386	216,918	539,364		
	NET O&M REVENUE FROM USER CHARGE SYSTEM					\$11,037,300	\$1,723,066	\$1,667,114	\$2,444,691	\$5,226,141		
	BILLABLE LOADINGS						1,706,215	3,699,241	3,825,446			
	PROPOSED RATES						\$1.010	\$0.451	\$0.639			

CALCULATION OF BASE USER CHARGE				CALCULATION OF MONTHLY SERVICE FEE				
PARAMETER	UNITS PER 1000 GAL	UNIT COST	COST PER 1000 GAL	PARAMETER	TOTAL COST	# OF CUSTOMERS	UNIT COST	PER 1 MONTH BILL CYCLE
FLOW	1.000	\$1.010	\$1.010	CUSTOMER	\$5,226,141	20,332	\$257.04	\$21.42
BOD	1.668	0.451	0.752					
SS	2.085	0.639	1.332					
TOTAL BASE USER CHARGE			\$3.0940					

BILLABLE LOADINGS	NUMBER OF USERS	WASTE BOD(MG/L)	STRENGTH SS(MG/L)	ANNUAL FLOW (1000 GAL)	BILLABLE LOADINGS BOD(LBS)	SS(LBS)	SURCHARGE INCOME
USERS SURCHARGED BASED ON SAMPLING	125	848	437	112,158	793,217	408,769	\$384,948
USERS SURCHARGED AT FLAT RATE	71	1,225	636	28,910	295,359	153,346	\$170,852
USERS NOT SURCHARGED (BASE USERS)	20,136	200	250	1,565,147	2,610,665	3,263,331	
TOTALS	20,332			1,706,215	3,699,241	3,825,446	\$555,800

DOWNERS GROVE SANITARY DISTRICT
ALLOCATION BY BUDGET LINE ITEM

TABLE 3

NO. DESCRIPTION	PERCENT ALLOCATION TO				FYE 26	DOLLAR ALLOCATION TO				Notes
	FLOW	BOD	SS	CUST		FLOW	BOD	SS	CUST	
DIRECT ALLOCATIONS										
11. ADMINISTRATION										
A. SALARY & WAGES										
001 TRUSTEES	0	0	0	100	\$18,000	\$0	\$0	\$0	\$18,000	A
002 BOLI	0	0	0	100	\$900	0	0	0	\$900	A
003 ADMINISTRATIVE MANAGEMENT	0	0	0	100	\$304,100	0	0	0	\$304,100	A
004 FINANCIAL MANAGEMENT	0	0	0	100	\$149,900	0	0	0	\$149,900	A
005 ADMINISTRATIVE RECORDS	0	0	0	100	\$58,800	0	0	0	\$58,800	A
006 ENGINEERING	0	0	0	100	\$6,200	0	0	0	\$6,200	A
007 CODE ENFORCEMENT	0	0	0	100	\$368,400	0	0	0	\$368,400	A
080 VACATION BUYOUT	0	0	0	100	\$0	0	\$0	\$0	\$0	
085 INCENTIVE	0	0	0	100	\$0	0	\$0	\$0	\$0	
090 WORK FROM HOME ALLOWANCE	0	0	0	100	\$0	0	\$0	\$0	\$0	
SUBTOTAL					\$906,300	\$0	\$0	\$0	\$906,300	
B. OPERATION & MAINTENANCE										
117 EMPLOYEE/DUTY COSTS	0	0	0	100	\$18,000	0	0	0	\$18,000	A
119 POSTAGE	0	0	0	100	\$10,500	0	0	0	\$10,500	A
121 USER BILLING MATERIALS	0	0	0	100	\$121,000	0	0	0	\$121,000	A
137 MEMBERSHIPS/SUBSCRIPTIONS	0	0	0	100	\$9,700	0	0	0	\$9,700	A
SUBTOTAL					\$159,200	\$0	\$0	\$0	\$159,200	
C. VEHICLES										
222 GAS/FUEL	0	0	0	100	\$3,200	\$0	\$0	\$0	\$3,200	A
225 OPERATION/REPAIR	0	0	0	100	\$2,500	0	0	0	\$2,500	A
226 VEHICLE PURCHASE	0	0	0	100	\$30,000	0	0	0	\$30,000	A
SUBTOTAL					\$35,700	\$0	\$0	\$0	\$35,700	
TOTAL DIRECT ADMINISTRATION EXPENSES	0	0	0	100	\$1,101,200	\$0	\$0	\$0	\$1,101,200	
12. PLANT										
B. OPERATION & MAINTENANCE										
100 ELECTRICITY	51	22	27	0	\$206,100	\$105,111	\$45,342	\$55,647	\$0	D
104 FUEL - GENERATORS	51	22	27	0	\$11,000	5,610	2,420	2,970	\$0	D
400 CHEMICALS	52	26	23	0	\$245,000	127,400	63,700	56,350	\$0	E
400 CHEMICALS - PHOSPHORUS REDUCING	0	50	50	0	\$0	0	0	0	\$0	
131 SLUDGE HAULING AND DISPOSAL	0	53	47	0	\$121,400	0	64,342	57,058	\$0	A
SUBTOTAL					\$583,500	\$238,121	\$175,804	\$172,025	\$0	
TOTAL DIRECT PLANT EXPENSES	41	30	29	0	\$583,500	\$238,121	\$175,804	\$172,025	\$0	

DOWNERS GROVE SANITARY DISTRICT
ALLOCATION BY BUDGET LINE ITEM

TABLE 3

NO. DESCRIPTION	PERCENT ALLOCATION TO				FYE 26	DOLLAR ALLOCATION TO				Notes
	FLOW	BOD	SS	CUST		FLOW	BOD	SS	CUST	
14. SYSTEM										
A. SALARY & WAGES										
006 ENGINEERING	100	0	0	0	\$12,600	\$12,600	\$0	\$0	\$0	A
050 SEWER MAINTENANCE	50	0	50	0	\$331,500	\$165,750	\$0	\$165,750	\$0	A
060 INSPECTION	37	0	0	63	\$229,000	84,730	\$0	\$0	\$144,270	B
070 INVESTIGATIONS	100	0	0	0	\$4,400	4,400	\$0	\$0	\$0	A
080 VACATION BUYOUT	45	0	22	33	\$0	0	\$0	\$0	\$0	
085 INCENTIVE	45	0	22	33	\$0	0	\$0	\$0	\$0	
090 WORK FROM HOME ALLOWANCE	45	0	22	33	\$0	0	\$0	\$0	\$0	
SUBTOTAL	46	0	29	25	\$577,500	\$267,480	\$0	\$165,750	\$144,270	
B. OPERATIONS & MAINTENANCE										
115 EQUIPMENT/EQUIPMENT REPAIR	50	0	50	0	\$163,400	81,700	\$0	\$81,700	\$0	A
124 CONTRACT SERVICES	37	0	0	63	\$125,000	46,250	\$0	\$0	\$78,750	B
127 JULIE	0	0	0	100	\$16,500	0	\$0	\$0	\$16,500	A
128 OVERHEAD SEWER PROGRAM	0	0	0	100	\$15,000	0	\$0	\$0	\$15,000	A
129 PUBLIC SEWER BLOCKAGE PROGRAM	0	0	0	100	\$12,000	0	\$0	\$0	\$12,000	A
900 SEWER SYSTEM REPAIR	37	0	0	63	\$2,467,100	912,827	\$0	\$0	\$1,554,273	B
SUBTOTAL					\$2,799,000	\$1,040,777	\$0	\$81,700	\$1,676,523	
TOTAL DIRECT SYSTEM EXPENSES	39	0	7	54	\$3,376,500	\$1,308,257	\$0	\$247,450	\$1,820,793	
15. LIFT STATIONS										
A. SALARY & WAGES										
006 ENGINEERING	50	0	50	0	\$9,400	\$4,700	\$0	\$4,700	\$0	A
009 OPERATIONS MANAGEMENT	50	0	50	0	\$7,900	\$3,950	\$0	\$3,950	\$0	A
030 BUILDING & GROUNDS	50	0	50	0	\$1,300	650	\$0	\$650	\$0	A
080 LIFT STATION MAINTENANCE	50	0	50	0	\$21,400	10,700	\$0	\$10,700	\$0	A
SUBTOTAL					\$40,000	\$20,000	\$0	\$20,000	\$0	
B. OPERATION & MAINTENANCE										
100 ELECTRICITY	100	0	0	0	\$224,800	\$224,800	\$0	\$0	\$0	A
112 COMMUNICATION	50	0	50	0	\$10,000	5,000	\$0	\$5,000	\$0	A
113 EMERGENCY/SAFETY EQUIPMENT	50	0	50	0	\$3,000	1,500	\$0	\$1,500	\$0	A
104 FUEL - GENERATORS	100	0	0	0	\$4,600	4,600	\$0	\$0	\$0	A
500 EQUIPMENT/EQUIPMENT REPAIR	50	0	50	0	\$349,700	174,850	\$0	\$174,850	\$0	A
116 SUPPLIES	50	0	50	0	\$400	200	\$0	\$200	\$0	A
800 BUILDING & GROUNDS	50	0	50	0	\$144,100	72,050	\$0	\$72,050	\$0	A
SUBTOTAL					\$736,600	\$483,000	\$0	\$253,600	\$0	
TOTAL DIRECT LIFT STATION EXPENSES					\$776,600	\$503,000	\$0	\$273,600	\$0	
SUBTOTAL DIRECT AND SPECIFIC INDIRECT LABOR	30	16	21	33	\$3,167,500	\$958,259	\$495,234	\$670,339	\$1,050,570	
TOTAL DIRECT EXPENSES	35	3	12	50	\$5,837,800	\$2,049,378	\$175,804	\$693,075	\$2,921,993	

DOWNERS GROVE SANITARY DISTRICT
ALLOCATION BY BUDGET LINE ITEM

TABLE 3

NO. DESCRIPTION	PERCENT ALLOCATION TO				FYE 26	DOLLAR ALLOCATION TO				Notes
	FLOW	BOD	SS	CUST		FLOW	BOD	SS	CUST	
SPECIFIC INDIRECT ALLOCATIONS										
12. PLANT										
A. SALARY & WAGES										
006 ENGINEERING	41	30	29	0	\$37,800	\$15,426	\$11,389	\$11,144	\$0	C
009 OPERATIONS MANAGEMENT	41	30	29	0	\$124,800	\$50,930	\$37,601	\$36,793	\$0	C
010 MAINTENANCE	41	30	29	0	\$739,800	301,906	222,896	218,105	\$0	C
020 WWTC	41	30	29	0	\$691,000	281,991	208,193	203,718	\$0	C
030 BUILDING & GROUNDS	41	30	29	0	\$50,300	20,527	15,155	14,829	\$0	C
080 VACATION BUYOUT	33	32	35	0	\$0	0	\$0	\$0	\$0	
085 INCENTIVE	33	32	35	0	\$0	0	\$0	\$0	\$0	
090 WORK FROM HOME ALLOWANCE	33	32	35	0	\$0	0	\$0	\$0	\$0	
SUBTOTAL					\$1,643,700	\$670,779	\$495,234	\$484,589	\$0	
B. OPERATION & MAINTENANCE										
101 NATURAL GAS	41	30	29	0	\$12,000	4,897	3,616	3,538	\$0	C
102 WATER, GARBAGE & OTHER UTILITIES	41	30	29	0	\$39,700	16,201	11,961	11,704	\$0	C
103 ODOR CONTROL	41	30	29	0	\$4,000	1,632	1,205	1,179	\$0	C
112 COMMUNICATION	41	30	29	0	\$25,500	10,406	7,683	7,518	\$0	C
113 EMERGENCY/SAFETY EQUIPMENT	41	30	29	0	\$91,700	37,422	27,628	27,035	\$0	C
500 EQUIPMENT/EQUIPMENT REPAIR	41	30	29	0	\$1,713,600	699,304	516,294	505,196	\$0	C
116 SUPPLIES	41	30	29	0	\$33,600	13,712	10,123	9,906	\$0	C
117 EMPLOYEE/DUTY EXPENSE	41	30	29	0	\$33,500	13,671	10,093	9,876	\$0	C
800 BUILDING & GROUNDS	41	30	29	0	\$413,000	168,542	124,434	121,759	\$0	C
124 CONTRACT SERVICES	41	30	29	0	\$205,100	83,699	61,795	60,467	\$0	C
130 NPDES PERMIT FEE	41	30	29	0	\$53,000	21,629	15,968	15,625	\$0	C
SUBTOTAL					\$2,624,700	\$1,071,116	\$790,802	\$773,803	\$0	
C. VEHICLES										
222 GAS/FUEL	41	30	29	0	\$28,000	\$11,427	\$8,436	\$8,255	\$0	C
225 OPERATION/REPAIR	41	30	29	0	\$7,300	2,979	2,199	2,152	\$0	C
226 VEHICLE PURCHASE	41	30	29	0	\$77,000	31,423	23,199	22,701	\$0	C
SUBTOTAL					\$112,300	\$45,829	\$33,835	\$33,108	\$0	
14. SYSTEM										
B. OPERATIONS & MAINTENANCE										
112 COMMUNICATION	46	0	29	25	\$12,000	\$5,558	\$0	\$3,444	\$2,998	F
113 EMERGENCY/SAFETY EQUIPMENT	46	0	29	25	\$10,600	4,910	\$0	\$3,042	\$2,648	F
116 SUPPLIES	46	0	29	25	\$6,200	2,872	\$0	\$1,779	\$1,549	F
117 EMPLOYEE/DUTY EXPENSE	46	0	29	25	\$15,000	6,948	\$0	\$4,305	\$3,747	F
SUBTOTAL					\$43,800	\$20,287	\$0	\$12,571	\$10,942	

DOWNERS GROVE SANITARY DISTRICT
ALLOCATION BY BUDGET LINE ITEM

TABLE 3

NO. DESCRIPTION	PERCENT ALLOCATION TO				FYE 26	DOLLAR ALLOCATION TO				Notes
	FLOW	BOD	SS	CUST		FLOW	BOD	SS	CUST	
C. VEHICLES										
222 GAS/FUEL	46	0	29	25	\$24,000	\$11,116	\$0	\$6,888	\$5,996	F
225 OPERATION/REPAIR	46	0	29	25	\$15,000	6,948	\$0	\$4,305	\$3,747	F
226 VEHICLE PURCHASE	46	0	29	25	\$0	0	\$0	\$0	\$0	F
SUBTOTAL					\$39,000	\$18,064	\$0	\$11,194	\$9,743	
17. INSURANCE & EMPLOYEE BENEFITS										
E. INSURANCE & PAYROLL										
452 LIABILITY/PROPERTY										
WORKERS COMPENSATION	30	16	21	33	\$115,000	34,791	17,980	24,337	\$38,142	G
AUTO	30	16	21	33	\$38,000	11,496	5,941	8,042	\$12,604	G
455 EMPLOYEE GROUP HEALTH	30	16	21	33	\$655,000	198,156	102,408	138,618	\$217,245	G
460 IMRF	30	16	21	33	\$253,500	76,691	39,634	53,648	\$84,079	G
461 SOCIAL SECURITY	30	16	21	33	\$276,500	83,649	43,230	58,516	\$91,707	G
SUBTOTAL					\$1,338,000	\$404,783	\$209,194	\$283,161	\$443,777	
TOTAL SPECIFIC INDIRECT EXPENSES					\$5,801,500	\$2,230,857	\$1,529,065	\$1,598,425	\$464,462	
SUBTOTAL DIRECT AND SPECIFIC INDIRECT	37	15	20	29	\$11,639,300	\$4,280,235	\$1,704,869	\$2,291,500	\$3,386,455	
OVERALL INDIRECT ALLOCATIONS										
11. ADMINISTRATION										
A. SALARY & WAGES										
004 FINANCIAL MANAGEMENT	37	15	20	29	\$149,900	55,124	21,957	29,512	\$43,613	
008 SAFETY ACTIVITIES	37	15	20	29	\$63,400	23,315	9,287	12,482	\$18,446	
030 BUILDING & GROUNDS	37	15	20	29	\$6,700	2,464	981	1,319	\$1,949	
B. OPERATION AND MAINTENANCE										
100 ELECTRICITY	37	15	20	29	\$9,100	\$3,346	\$1,333	\$1,792	\$2,648	
101 NATURAL GAS	37	15	20	29	\$3,500	1,287	513	689	\$1,018	
102 WATER, GARBAGE & OTHER UTILITIES	37	15	20	29	\$700	257	103	138	\$204	
110 BANK CHARGES	37	15	20	29	\$5,000	1,839	732	984	\$1,455	
112 COMMUNICATION	37	15	20	29	\$28,500	10,481	4,175	5,611	\$8,292	
113 EMERGENCY/SAFETY EQPT	37	15	20	29	\$34,500	12,687	5,053	6,792	\$10,038	
115 EQUIPMENT/EQUIPMENT REPAIR	37	15	20	29	\$151,900	55,860	22,250	29,905	\$44,195	
116 SUPPLIES	37	15	20	29	\$7,000	2,574	1,025	1,378	\$2,037	
118 BUILDING & GROUNDS	37	15	20	29	\$72,500	26,661	10,619	14,274	\$21,094	
120 PRINTING/PHOTOGRAPHY	37	15	20	29	\$18,000	6,619	2,637	3,544	\$5,237	
124 CONTRACT SERVICES	37	15	20	29	\$341,000	125,399	49,948	67,135	\$99,214	
SUBTOTAL					\$891,700	\$327,914	\$130,612	\$175,554	\$259,440	

DOWNERS GROVE SANITARY DISTRICT
ALLOCATION BY BUDGET LINE ITEM

TABLE 3

NO. DESCRIPTION	PERCENT ALLOCATION TO				FYE 26	DOLLAR ALLOCATION TO				Notes
	FLOW	BOD	SS	CUST		FLOW	BOD	SS	CUST	
13. LABORATORY										
A. SALARY & WAGES										
009 OPERATIONS MANAGEMENT	37	15	20	29	\$79,600	\$29,272	\$11,659	\$15,671	\$23,160	
040 LABORATORY	37	15	20	29	\$236,800	87,081	34,685	46,620	\$68,897	
085 INCENTIVE	37	15	20	29	\$0	0	0	0	\$0	
086 VACATION BUYOUT	37	15	20	29	\$0	0	0	0	\$0	
090 WORK FROM HOME REIMBURSEMENT ALLOWANC	37	15	20	29	\$0	0	0	0	\$0	
SUBTOTAL					\$316,400	\$116,353	\$46,345	\$62,292	\$92,057	
B. OPERATION & MAINTENANCE										
112 COMMUNICATION	37	15	20	29	\$4,000	\$1,471	\$586	\$788	\$1,164	
114 CHEMICALS	37	15	20	29	\$81,200	\$29,860	\$11,894	\$15,986	\$23,625	
115 EQUIPMENT/EQUIPMENT REPAIR	37	15	20	29	\$16,000	5,884	2,344	3,150	\$4,655	
116 SUPPLIES	37	15	20	29	\$31,400	11,547	4,599	6,182	\$9,136	
117 EMPLOYEE/DUTY EXPENSE	37	15	20	29	\$7,500	2,758	1,099	1,477	\$2,182	
122 MONITORING EQUIPMENT	37	15	20	29	\$5,500	2,023	806	1,083	\$1,600	
123 OUTSIDE LAB SERVICES	37	15	20	29	\$41,600	15,298	6,093	8,190	\$12,104	
124 CONTRACT SERVICES	37	15	20	29	\$45,000	16,548	6,591	8,859	\$13,093	
SUBTOTAL					\$232,200	\$85,389	\$34,012	\$45,715	\$67,559	
C. VEHICLES										
222 GAS/FUEL	37	15	20	29	\$1,000	\$368	\$146	\$197	\$291	
225 OPERATION/REPAIR	37	15	20	29	\$1,000	368	146	197	\$291	
226 VEHICLE PURCHASE	37	15	20	29	\$55,000	20,226	8,056	10,828	\$16,002	
SUBTOTAL					\$57,000	\$20,961	\$8,349	\$11,222	\$16,584	
TOTAL LABORATORY EXPENSES	37	15	20	29	\$605,600	\$222,703	\$88,705	\$119,228	\$176,199	
15. LIFT STATIONS										
124 CONTRACT SERVICES	37	15	20	29	\$21,500	7,906	3,149	4,233	\$6,255	
SUBTOTAL					\$21,500	\$7,906	\$3,149	\$4,233	\$6,255	
E. INSURANCE & PAYROLL										
452 LIABILITY/PROPERTY LIABILITY/PROPERTY	37	15	20	29	\$131,000	48,174	19,188	25,791	\$38,114	
TOTAL OVERALL INDIRECT EXPENSES					\$1,649,800	\$606,697	\$241,655	\$324,806	\$480,009	
GRAND TOTAL EXPENSES BEFORE I/I REALLOCATION					\$13,289,100	\$4,886,932	\$1,946,524	\$2,616,307	\$3,866,464	
BILLED FLOW TO WWTC TOTAL FLOW RATIO						0.460				H
I/I REALLOCATION TO CUSTOMER PARAMETER						(\$2,638,943)			\$2,638,943	
GRAND TOTAL	17	15	20	49	\$13,289,100	\$2,247,989	\$1,946,524	\$2,616,307	\$6,505,407	

DOWNERS GROVE SANITARY DISTRICT
ALLOCATION BY BUDGET LINE ITEM

TABLE 3

NO. DESCRIPTION	PERCENT ALLOCATION TO				FYE 26	DOLLAR ALLOCATION TO				Notes
	FLOW	BOD	SS	CUST		FLOW	BOD	SS	CUST	
<u>Notes</u>										
A - Direct Cost Allocation Shown										F - Indirect - proportionate with system labor subtotal
B - Proportioned with 2010 Maintenance										G - Indirect - proportionate with direct and specific indirect labor subtotal
C - Indirect - proportionate with sum of direct plant operations costs										H - Six-year average 2019-2024
D - Reflects electric use from Plant Energy Audit modified to include aeration improvements & CHP										
E - Reflects chemical use in 2021 plus addition of bulk hypochlorite to replace the OSEC										

DOWNERS GROVE SANITARY DISTRICT

M E M O

TO: Board of Trustees

FROM: Amy R. Underwood, P.E.
General Manager

DATE: March 14, 2025

RE: Compensation of General Manager for FY25-26

Acting President Amy Sejnost communicated to me the proposed General Manager's salary increase developed by the Board of Trustees in Executive Session during the January 21st Board meeting. Since the salary being considered is above \$150,000, we have posted the suggested salary for six days according to the rules established under IMRF.

An item had been included on the March 18th meeting agenda to allow the Board of Trustees to approve the General Manager's annual salary at \$205,470 for FY 2024-25, effective March 30, 2025. This represents a 4% increase over my current salary of \$197,567.

cc: BOLI, CS, DM

DOWNERS GROVE SANITARY DISTRICT

MEMO

TO: Board of Trustees

FROM: Carly Shaw
Administrative Supervisor

DATE: March 18, 2025

RE: Local Government Wage Increase Transparency Act Compliance – Brian Meng

On July 28, 2016, the Local Government Wage Increase Transparency Act was signed into law as Public Act 099-0646 (enclosed as Exhibit A). This law requires a unit of local government to follow particular steps if it is anticipating making qualifying payments to an employee that has announced their retirement. Payments to the retiring employee qualify for this process if the payments: (1) are conditioned on the employee notifying the employer of an intent to retire; (2) would have the effect of increasing the employee's reportable monthly earnings by more than 6% compared to the previous month; and (3) would be made between 12 months and 90 days prior to the expected retirement date.

The District's vacation payout policy, a copy of which is enclosed as Exhibit B, provides for employees hired prior to January 1, 2012 to receive a payout of accrued vacation leave over the last 6 months of their service with the District provided they have notified the District of their intent to retire on a certain date and have the requisite number of years of service with the District and qualifying amounts of accrued sick and vacation leave. Accrued sick leave is not paid out to the employee and merely serves as an additional qualifier for eligibility.

A portion of payouts made to an employee under this policy fit the criteria in Public Act 099-0646.

This Act requires that two steps must be followed during an open meeting of the District before any of these payments can be made to the retiring employee:

- 1) The District's Board discusses the specific anticipated payments by disclosing the five following items:
 - a. Identity of the Employee;
 - b. Purpose and Amount of the Increase or Payment;
 - c. Proposed Retirement Date for the Employee;
 - d. Effect of the Payment upon the Expected Retirement Annuity of the Employee; and
 - e. Effect of the Payment upon the Liability of the Employer to its Illinois Municipal Retirement Fund (IMRF) Account.

- 2) The District's Board of Trustees makes a determination that the anticipated payments are permissible.

The District received official notice on January 18, 2025 from Brian Meng, Senior Operator for the District, that he intends to retire on September 30, 2025. As of the date of his notice, he has the requisite number of accrued sick and vacation leave in order to have his remaining vacation hours of 300 hours paid out to him over the last six months of his employment.

Attached is a completed summary spreadsheet offered by IMRF to assist employers with the pension effect calculations required by Public Act 099-0646. Although the District's vacation payout policy specifies that payments are to be made equally over the last six months of the employee's employment, Public Act 099-0646 only pertains to additional payments made to the employee leading up to 90 days prior to their termination of service.

The summary spreadsheet enclosed as Exhibit C summarizes all information to be considered for payments made between 12 months and 90 days prior to the employee's anticipated retirement date, or the first 3 of the total of 6 months of vacation payouts under our policy.

We will be seeking action by the Board at the March regular meeting to permit additional wage payments to Brian Meng spreading the 300 hours of vacation he has remaining over the first 3 of his last 6 months of employment according to the District's employment policy in the amount of \$7,482.74, in anticipation of his announced retirement date of September 30, 2025, increasing his retirement monthly pension amount by \$75.81, and increasing the cost of his pension annuity and DGSD's pension cost by \$11,831.86.

cc: KJR, MJS, RTJ, ARU, DM

Enclosures

Public Act 099-0646

HB5684 Enrolled

LRB099 19522 EFG 43916 b

AN ACT concerning public employee benefits.

**Be it enacted by the People of the State of Illinois,
represented in the General Assembly:**

Section 1. Short title. This Act may be cited as the Local Government Wage Increase Transparency Act.

Section 5. Disclosure of certain wage increases made to employees under Article 7 of the Illinois Pension Code.

(a) This Section applies only to a participating employee under Article 7 of the Illinois Pension Code (IMRF) who began participation before January 1, 2011 and who is not subject to a collective bargaining agreement with respect to the employment upon which the participation is based.

(b) The definitions in Article 7 of the Illinois Pension Code also apply to this Section.

As used in this Section, "disclosable payment" means a payment, whether in the form of an increase in the rate of earnings or a lump-sum payment, that:

(1) would be made by a participating employer to a participating employee after the employee has expressed to the employer his or her intent to retire or withdraw from service;

(2) would have the effect of increasing the employee's reportable monthly earnings from that employer by more than

Public Act 099-0646

HB5684 Enrolled

LRB099 19522 EFG 43916 b

6% compared to the previous month; and

(3) would be made between 12 months and 90 days prior to the employee's expected termination of service.

However, "disclosable payment" does not include a refund of contributions or any payment required to be paid by State or federal law.

(c) A disclosable payment shall not be made or payable unless the governing body of that participating employer has first discussed the specific payment to be made at a meeting open to the public and posted and held in accordance with the requirements of the Open Meetings Act. At the meeting, the governing body shall, at a minimum, disclose (1) the identity of the employee, (2) the purpose and amount of the increase or payment, (3) the proposed retirement date, (4) the effect of the payment upon the expected retirement annuity of the employee, and (5) the effect of the payment upon the liability of the employer to the Article 7 Fund.

(d) The determination of whether the disclosable payment is permissible under this Section shall rest exclusively with the employer.

(e) A participating employer may not make a disclosable payment to an employee in a manner inconsistent with this Section. This Section is a denial and limitation of home rule powers and functions under subsection (h) of Section 6 of Article VII of the Illinois Constitution.

For employees hired prior to January 1, 2012, at separation from employment with the District, an employee will receive payment for unused vacation time as follows:

1. An employee who provides at least six (6) months' notice of retirement or resignation, and who has at least thirty (30) years of service and 1,040 hours of accumulated sick leave on the retirement or resignation announcement date, may carry over his or her unused vacation time from the announcement year into the year that the employee retires or resigns. The employee may elect to receive payment for up to 400 hours of unused vacation time spread equally over the last six months of employment. Such use of vacation time will not count as time worked for overtime purposes. All other unused vacation time must be used by the employee prior to retirement or resignation in accordance with this policy.
2. An employee who provides at least six (6) months' notice of retirement or resignation, and who has at least twenty (20) years of service and 1,040 hours of accumulated sick leave on the retirement or resignation announcement date, may carry over up to 100 hours of his or her unused vacation time from the announcement year into the year that the employee retires or resigns. The employee may elect to receive payment for up to 300 hours of unused vacation time spread equally over the last six months of employment. Such use of vacation time will not count as time worked for overtime purposes. All other unused vacation time must be used by the employee prior to retirement or resignation in accordance with this policy.
3. An employee who provides at least six (6) months' notice of retirement or resignation, and who has at least ten (10) years of service and 520 hours of accumulated sick leave on the retirement or resignation announcement date, may carry over his or her unused vacation time from the announcement year into the year that the employee retires or resigns. The employee may elect to receive payment for up to 200 hours of unused vacation time spread equally over the last six months of employment. Such use of vacation time will not count as time worked for overtime purposes. All other unused vacation time must be used by the employee prior to retirement or resignation in accordance with this policy.
4. A retiring or resigning employee who does not meet the criteria contained in paragraphs 1, 2 or 3 above or any terminated employee shall receive payment for any unused vacation time on the employee's final paycheck.

Pension Cost Estimates required by the Local Government Wage Increase Transparency Act

These calculations are estimates only, based on the information you enter. The actual costs will be calculated at the time of retirement using the employee's IMRF record.

Instructions

1. Enter your information in the blue shaded cells only (over the existing sample text). Cells without shading will be recalculated and repopulated for you.
2. Wages entered should include all items that are IMRF reportable earnings. (For example, bonuses or the value of personal use of employer-provided automobiles.)
3. Service should include service under **all employers**. If unsure of the total service credit, please contact IMRF.

Employee name:	Brian Meng	
Date of birth:	[REDACTED]	
Gender:	Male	
Is the employee married or in a civil union? <i>(if unknown, check with employee or choose "yes" for calculation purposes):</i>	No	
Termination Date:	9/30/2025	
IMRF Plan:	Regular	
Announced retirement date (1st of the month):	October	2025

	Years	Months
Amount of service at termination date:	26	10

	IMRF Wages	
	Wages without increase	Wages with increase
Oct 2024 to Sep 2025	\$107,675.00	\$115,157.70

	Additional Final Rate of Earnings period wages
Oct 2023 to Sep 2024	\$107,095.07
Oct 2022 to Sep 2023	\$99,286.96
Oct 2021 to Sep 2022	\$96,757.49

Monthly Final Rate of Earnings	\$8,558.64	\$8,714.53
Monthly pension amount:	\$4,162.15	\$4,237.96
Increase in monthly pension amount:		\$75.81
Increase in employer's pension cost:		\$10,167.28

Board of Trustees

Amy E. Sejnost
President

Jeremy M. Wang
Vice President

Mark Eddington, P.E.
Clerk



2710 Curtiss Street
Downers Grove, IL 60515-0703
Phone: 630-969-0664
Fax: 630-969-0827
www.dgsd.org

General Manager
Amy R. Underwood, P.E.

Legal Counsel
Daniel McCormick, P.C.

Providing a Better Environment for South Central DuPage County

MEMORANDUM

To: Board of Trustees

From : Amy Underwood, General Manager

Date: March 14, 2025

Subject: Contract Award – Mercury Clean Up

In early 2023, District operators discovered mercury on the floor in the Operations Center Blower Room. An emergency cleanup was completed at the time, which removed the large beads of mercury and the manometers which had been the source of the mercury. After the initial cleanup in the Blower Room, the Blower Room was sealed off from the rest of the building until it could be fully remediated.

The FY24-25 budget includes \$160,000 for construction of this project, including design and construction management engineering services. The scope includes removal and proper disposal of the tile flooring, decontamination of surfaces contaminated by mercury, and clearance testing after the cleanup. The District hired Midwest Environmental Consulting Services (MEC) to prepare bidding documents and perform construction management services.

Bids were opened for the Mercury Clean Up project on February 27, 2025. Three bids were received. MEC reviewed the bids for conformance with the contract documents. A letter of recommendation from MEC which summarizes the bids and recommends the award of the contract to the lowest responsive and responsible bidder, Valor Technologies, Inc., in the amount of \$42,145.00 is attached.

At the March 18 Board meeting, I will request the Board approve issuance of a purchase order in the amount of \$42,145.00 to Valor Technologies to complete the Mercury Clean Up project.

C: BOLI, CS, DM



February 27, 2025

Downers Grove Sanitary District
2710 Curtiss Street
Downers Grove, IL 60515

Attention: Amy Underwood, General Manager

Subject: **Mercury Bid Review for Downers Grove Sanitary District**
Project Location: Downers Grove Sanitary District – H-4 Floor
Address: 5003 Walnut Avenue
Downers Grove, IL 60515
MEC Project #: 24-12-983-MER

Dear Mrs. Underwood,

On Thursday February 27, 2025, bids for Mercury abatement were received by Midwest Environmental Consulting Services, Inc. A summary of the bids are as follows:

Company	Base Bid
<i>Valor Technologies, Inc.</i>	\$42,145.00
<i>Colfax Corporation</i>	\$60,450.00
<i>Kinsale Contracting Group</i>	\$225,100.00
<i>Midway Contracting Group, Inc</i>	No Bid
<i>Republic Services</i>	No Bid

Based on my discussion with Valor Technologies, they expressed that they understand the project and the entire scope of the work. All information requested by the bid document was supplied. After our review of all the information, Valor Technologies has submitted the lowest responsible bid for Downers Grove Sanitary District.

If you have any questions, please feel free to contact the undersigned at 630-553-3989.

Best Regards,
Midwest Environmental Consulting Services, Inc.

Blake G. Mellecker

Blake G. Mellecker
President

Corporate Headquarters
2551 N. Bridge Street
Yorkville, Illinois 60560
P: 630-553-3989

Chicago Office
954 W. Washington Blvd.
Suite 425
Chicago, Illinois 60607
P: 312-535-3228

Peoria Office
3100 N. Knoxville Ave.
Suite 204
Peoria, Illinois 61603
P: 309-621-4680



To: Board of Trustees
From: Amy Underwood
Re: Facility Planning Report for February 2025
Date: March 14, 2025

A payment request from Baxter & Woodman (B&W) for this project is included in the March Claim Ordinance.

Engineer's Fee	\$320,000.00
Total Completed to Date	\$138,791.36
Less Previous Payments	<u>-\$113,162.86</u>
Current Payment Due	<u>\$25,628.50</u>
Remaining	\$181,208.64

B&W has completed the basis of design refinement and the hydraulic profile.

The list of District employee facility plan ideas was combined with outstanding items (i.e., currently not included in the five-year financial plan) from the 2021 Admin Center Code Review report and the 2023 Wastewater Treatment Center and Lift Station Code Review report as well as the list of "Projects not Included in the Plan" from the last page of the FY 25-26 to FY 29-30 five-year financial plan. This list was provided to B&W on March 3rd for review prior to the WWTC site assessment which is expected to be scheduled in early April.

District staff are working with DuPage County and the Villages in our service area to prepare population projections.

District staff are scheduling ultrasonic testing of the steel structure wall thickness for the Hobson and Wroble lift stations. The results will assist District staff in determining lift station useful life and replacement needs. Once the results are received, a meeting will be scheduled with B&W to start the lift station portion of the Facility Plan.

C: BOLI, CS, DM

**BOARD OF LOCAL IMPROVEMENTS
DOWNERS GROVE SANITARY DISTRICT**

PROPOSED AGENDA

March 18th, 2025

6:45 p.m.

- I. Approve Minutes of November 19th, 2024
- II. Public Comment
- III. P716: 1034 Norfolk Street – Sewer Main Extension

BOARD OF LOCAL IMPROVEMENTS
MINUTES

November 19, 2024

A meeting of the Board of Local Improvements of the Downers Grove Sanitary District was held on Tuesday, April 16, 2024. The meeting was held at the District's Administration Center, 2710 Curtiss Street, Downers Grove. Present were Board Members Kenneth J. Rathje, Robert T. Jungwirth, and Mark J. Scacco, and General Manager Amy R. Underwood, Administrative Supervisor Carly Shaw, Sewer Construction Supervisor Keith W. Shaffner, Information Coordinator Alyssa J. Caballero, and Trustees Amy E. Sejnost and Mark Eddington and Attorney Dan McCormick. President Rathje called the meeting to order at 6:45 p.m.

Election of Officers

A motion was made by Jungwirth seconded by Scacco nominating Kenneth J. Rathje as President of the Board of Local Improvements, closing the nominations and electing Kenneth J. Rathje as President. The motion carried. (Votes recorded: Ayes–Rathje, Jungwirth and Scacco.) A motion was made by Scacco seconded by Rathje nominating Robert T. Jungwirth as Vice President, closing the nominations, and electing Robert T. Jungwirth as Vice President. The motion carried. (Votes recorded: Ayes– Rathje, Jungwirth and Scacco.) A motion was made by Rathje seconded by Jungwirth nominating Mark J. Scacco as Clerk, closing the nominations, and electing Mark J. Scacco as Clerk. The motion carried. (Votes recorded: Ayes– Rathje, Jungwirth and Scacco.)

Minutes of April 16, 2024, Meeting

A motion was made by Jungwirth seconded by Scacco approving the revised minutes of the meeting held on April 16, 2024. The motion carried.

Public Comment – None

P715 – 5200 Fairview Avenue, Downers Grove

The Board reviewed a request for sanitary sewer service from Andriy Stetsyuk of Sustainabuild LLC-5200, for proposed 13 townhome development by combining 5200 and 5204 Fairview Avenue for a combined gross acreage of .99 acres. This property is within the District's Facilities Planning Area and are within the District's current corporate limits. The proposed development will generate an estimated wastewater flow of 4,550 gallons per day or a density of 45.5 PE per acre which is above the District design flow allocation of 10 PE per acre. Additional trunk sewer service charge will be collected for the overage of the flow allocation. Service can be provided by the existing sanitary sewer main located in Fairview Avenue in front of the property. The downstream trunk sewers have adequate reserve capacity to serve this request. Staff recommended approval of this request. Jungwirth inquired about the differences in the acreage size from the application to the gross acreage. Staff answered Jungwirth informing that the application has the site acreage, and the gross acreage includes half of the adjacent right of way. A motion was made by Scacco seconded by Jungwirth approving this request subject to annexation, receipt of Illinois EPA permit, payment of all fees per ordinance, compliance with all District ordinances and standard conditions. The motion carried. (Votes recorded: Ayes–Rathje, Jungwirth and Scacco.)

Upon a motion by Scacco seconded by Jungwirth, the meeting was adjourned at 6:57 p.m. The motion carried.

Approved: March 18th, 2025

Attest: _____
Clerk

President

BOARD OF LOCAL IMPROVEMENTS
March 18, 2025
STAFF BRIEFING

P716: 1034 Norfolk Street, Downers Grove, IL

REQUEST:

Meilie Tsai, Homeowner, is requesting sanitary sewer service for a proposed new single-family home. The property will need a 110-foot sewer main extension to be served. The property has a gross acreage of .21 acres and is within the District's Facilities Planning Area (FPA). The proposed single-family home will generate an estimated wastewater flow of 350 gallons per day. The proposed sewer main extension will be able to serve two neighboring homes in the future with sanitary sewer service.

SUMMARY:

Service can be provided to the property by extending the sanitary sewer main located on Norfolk Street. The downstream trunk sewers have adequate reserve capacity to serve this request. Staff recommends approval of this request subject to receipt of an Illinois EPA permit and payment of all fees per ordinance.

P716

DOWNERS GROVE SANITARY DISTRICT
2710 CURTISS STREET
DOWNERS GROVE, ILLINOIS 60515
(630) 969-0664

DATE 2/26/25

SANITARY SEWER SERVICE REQUEST

Location 1034 Norfolk St Downers Grove IL 60516

Legal Description Lot 17 Block 5 Subdivision Downers Grove Estates

P.I.N. _____

Name of Owner on Deed Melie Tsai Phone No. 630 772 9396

Developer Lily Tsai Phone No. 630 967 4323

Name of Person Making Request Melie/Lily Tsai Phone No. 630 967 4323

E mail: lily.tsai@bandwaner.com

Address (we will be sending information regarding this request; please be sure address is legible)

1102 Addia St Downers Grove IL 60516

This Applicant's Interest in This Property Owner/Developer
(Owner/Developer/Beneficiary Land Trust, etc.)

Number of Acres Involved .18 Present Zoning A-Residential Proposed Zoning A-Residential

Is the Property (A) Improved X (B) Vacant _____

(A) If Improved, Describe Improvements Small single family home w/ detached 2 car garage to be torn down with new construction 2 story home to be built

Number & Type of Units _____

(B) If Vacant or Additional Improvements or Remodeling Are Proposed, Describe _____

Number & Type of Units _____

Estimated Starting Date of Project AS AP

If You Propose to Annex to a Community, Which One _____

- NOTE:** If this request is for
- a multiple family development, indicate the number of units for each bedroom count.
 - a restaurant, indicate the seating capacity and hours of operation. If drive-up is proposed, give the number of orders per day.
 - a commercial project, indicate the floor area.
 - an office/warehouse or light manufacturing development, indicate the floor area.
 - an office/research development, indicate the floor area and number of employees.
 - commercial/industrial buildings(s), provide an estimate of wastewater flow in gallons per day
- **SERVICE REQUEST APPROVALS ARE VALID FOR SIX MONTHS****

Downers Grove Sanitary District P716 - Sewer Extension 1034 Norfolk Street



Legend

- ⊙ Sanitary Manholes
- ➔ Sanitary Sewer
- annexed_parcels



CONSTRUCTION NOTES:

1. WATER FOR CONSTRUCTION SHALL BE OBTAINED FROM THE FIRE HYDRANT (VILLAGE METER REQUIRED).
2. CONTRACTOR SHALL PRIME GRASS THE SHOULDER AFTER THE FOUNDATION IS BACKFILLED.
3. ALL TREES ON THE SITE SHALL BE PROTECTED WITH WOOD CONSTRUCTION FENCE.
4. THE CONTRACTOR SHALL BE RESPONSIBLE FOR KEEPING THE ROADS CLEAN AT ALL TIMES.
The roadways shall be "broom-clean" at the close of each day.
No material can be stored at any time on Village roadways or parkways.
5. ALL EXCESS EXCAVATED MATERIAL SHALL BE HAULED AWAY AT THE TIME OF EXCAVATION.
6. ALL DEBRIS FROM BUILDING DEMO SHALL BE HAULED OFFSITE AND DISPOSED OF PROPERLY.
7. CONTRACTOR SHALL DIRECT STORM WATER RUNOFF AND SUMP DISCHARGE TO THE FRONT OF THE LOT THROUGH FILTERSOCKS/DESILT FENCE/SEA.
8. CONTRACTOR SHALL DRAINER FOUNDATION A DIRECT RUNOFF TO THE FRONT OF THE LOT THROUGH FILTERSOCKS/DESILT FENCE/SEA.
9. CONSTRUCTION FENCING THAT MEETS VILLAGE CODE INSTALLED PRIOR TO CONSTRUCTION.
FAILURE TO INSTALL AND MAINTAIN SHALL RESULT IN A STOP WORK ORDER.
10. Village hydrant use shall only be permitted with a Village device and a meter supplied by the Village. Unapproved use of a Village hydrant shall be subject to fines as stated in Village ordinances.

STORM, SANITARY SEWER AND WATER NOTES:

1. ALL WATER SERVICE INSTALLATION SHALL COMPLY WITH ALL EPA AND VILLAGE SPECIFICATIONS AND REQUIREMENTS.
Note: Licensed plumbing contractor is required to perform connection of proposed water service line. Copy of valid Illinois Plumbing License must be submitted to Village prior to scheduling of installation inspection.
2. ALL SANITARY SERVICE INSTALLATION SHALL COMPLY WITH ALL D.C. WRD DEPARTMENT SPECIFICATIONS AND REQUIREMENTS.
3. ALL STORM SEWER PIPING FOR PUMP AND /OR GUTTER DRAIN DISCHARGE MUST TERMINATE AT LEAST 20 FEET FROM PROPERTY LINE.
(NOTE THIS PIPING IS OPTIONAL, BUT IS UTILIZED MUST MEET CRITERIA)
4. USE OF ANY PART OF THE EXISTING SANITARY SERVICE LINE WILL REQUIRE VILLAGE WITNESSED TESTING (AIR PRESSURE AND TELEVISION) PRIOR TO CONNECTION TO PROPOSED STRUCTURE.

EROSION CONTROL AND MAINTENANCE NOTES:

1. SEDIMENT AND EROSION CONTROL DEVICES SHALL BE INSTALLED AND FUNCTIONAL PRIOR TO THE SITE BEING DISTURBED.
2. IF A STOCKPILE REMAINS ON SITE MORE THAN SEVEN DAYS IT SHALL REVECE SILT PROTECT WITH THE TOE.
3. IF A STOCKPILE REMAINS ON SITE MORE THAN FOURTEEN DAYS IT SHALL BE PROTECTED WITH TEMP. SEEDING.
4. EXISTING AND PROPOSED STRUCTURES SHALL BE PROTECTED WITH FILTER FABRIC UNTIL PROPOSED TURF IS ESTABLISHED.
5. CONTRACTOR IS RESPONSIBLE FOR CLEANING THE ROADS AT THE END OF EVERY DAY.
6. CONSTRUCTION TRAFFIC SHALL BE RESTRICTED TO THE GRAVEL MAT AFTER THE FOUNDATION HAS BEEN BACKFILLED.
7. THE PROPOSED GRAVEL MAT SHALL BE INSTALLED WITH SEVEN DAYS AFTER BACKFILL AND PRIOR TO ANY CONSTRUCTION ACTIVITY BEYOND THE FOUNDATION.
8. GROUND COVER SHALL BE PLACED ON ALL DISTURBED AREAS WITHIN 14 DAYS OF THE BLACK DIRT PLACEMENT AND FINAL GRADE IF WEATHER CONDITIONS DO NOT ALLOW SEEDOR SODDERING BLANKETS/WILDSILE REQUIRED
9. PUMP FOUNDATION EXCAVATION AND FOUNDATION TO THE FRONT OF THE LOT PRIOR TO SUMP PUMP CONNECTION. DISCHARGE SHALL FLOW THROUGH A FILTER SOCK INTO THE SILT FENCE.
10. Contractor/Owner must contact the Village BUILDING DEPARTMENT 24 hours in advance to schedule a reference construction fence line protection fence gravel construction entrance Part-9-Petty, Permit Board and a covered trash bin inspection prior to start of construction.
11. Failure to install and properly maintain erosion and sediment control measures shown on the plans will result in a STOP WORK ORDER. If erosion and sediment control measures are insufficient as deemed in the field by the Village Engineer additional measures will be added or deducted. Failure to add additional requested measures will result in a STOP WORK ORDER.

STORMWATER STATEMENT

To the best of our knowledge and belief, the drainage of surface waters will not be changed by the construction of this development/redevelopment or any part thereof, or that if such surface water drainage will be changed, reasonable provision has been made for collection and diversion of such surface waters into public areas or drainage channels (owner/developer) has a right to use, and that such surface waters will be planned for in accordance with generally accepted engineering practices, so as to reduce the likelihood of damage to the adjoining property because of the construction of the development/redevelopment.

To the best of our knowledge and belief, this development meets the minimum criteria for stormwater management in accordance with the Ordinance.
No LUDA Flood Plain, Wetlands or Wetland Buffers are on the site.
I certify that the development meets the soil erosion and sediment control design criteria found in Article 28.900.

Dated: this 29th day of JANUARY 2025

- NOTES:**
1. ALL PUBLIC IMPROVEMENTS SHALL BE CONSTRUCTED ACCORDANCE WITH THE VILLAGE STANDARD SPECIFICATIONS FOR THE DESIGN AND CONSTRUCTION OF PUBLIC IMPROVEMENTS.
 2. ALL ON-STREET AND OFF-STREET IMPROVEMENTS SHALL BE IN ACCORDANCE WITH THE VILLAGE CODE.
 3. EXISTING FIELD FILES UNDOCUMENTED DURING CONSTRUCTION SHALL BE EITHER INTEGRATED INTO THE SITE DRAINAGE SYSTEM OR REMOVED IN A MANNER DEEMED APPROPRIATE BY THE VILLAGE ENGINEER.
 4. OMITTED.
 5. THE VILLAGE SHALL HAVE 48 HOURS NOTICE PRIOR TO THE INITIATION OF ANY CONSTRUCTION ACTIVITIES.
 6. CONTRACTOR SHALL CONTACT JULIE(800-892-0123)PRIOR TO ANY EXCAVATION.
 7. ALL RESTORATION WORK IN THE PUBLIC RIGHT OF WAY SUBJECT TO THE SPECIFIC APPROVAL OF THE VILLAGE ENGINEER. Any change to public sidewalk, Village Property, and Village ROW, including but not limited to the roadway, curb, parkway, grass, must be restored to the satisfaction of the Village Engineer prior to release of cash bond.
 8. ALL PUBLICWALK SHALL BE REMOVED AND REPLACED AS DEEMED NECESSARY BY THE VILLAGE ENGINEER.

CONSTRUCTION SCHEDULE:

SOIL EROSION / TREE PROTECTION PERMITTER / FENCE INSTALLATION / FOUNDATION CONSTRUCTION / AS-BUILT PLANS	SPRING 2025	SUMMER 2025	FALL 2025
FOUNDATION CONSTRUCTION	SUMMER 2025	SUMMER 2025	SUMMER 2025
BUILDING CONSTRUCTION	FALL 2025	FALL 2025	FALL 2025

BEFORE YOU DIG CALL 1-800-892-0123

STATE OF ILLINOIS)
COUNTY OF DUPAGE)

THIS PROFESSIONAL SERVICE CONFORMS TO CURRENT MINIMUM STANDARDS FOR A BOUNDARY SURVEY THAT I, MICHAEL L. KRISCH, AN ILLINOIS PROFESSIONAL LAND SURVEYOR, HAVE CAUSED UNDER MY SUPERVISION THE PROPERTY DESCRIBED IN THE ABOVE CAPTION AS SHOWN BY THE ANNEXED PLAT WHICH IS A REPRESENTATION OF SAID SURVEY.

GIVEN UNDER MY HAND AND SEAL, AT DOWNERS GROVE, ILLINOIS, THIS 24TH DAY OF JANUARY, 2025.

Michael L. Krisch

ILLINOIS PROFESSIONAL LAND SURVEYOR No. 35-2501
LICENSE EXPIRES NOVEMBER 30, 2028

REFERS TO DEED OR GUARANTEE POLICY FOR BUILDING LINE RESTRICTIONS AND EASEMENTS NOT SHOWN ON THE PLAT OF SURVEY. COMPARE DESCRIPTION AND SURVEY BOUNDS BEHIND AND REPORT ANY APPARENT DIFFERENCES TO THE SURVEYOR AT ONCE. THIS SURVEY AND PLAT OF SURVEY ARE VOID WITHOUT OUR DEDICATED SURVEYOR SEAL HEREON. NO DIMENSIONS ARE TO BE ASSUMED BY SCALING.

PROJECT BENCH MARK
DUPAGE COUNTY GEODETIC SURVEY MONUMENT NO. 0006
LOCATED AT THE NE CORNER OF WASHINGTON STREET & WARREN AVENUE, DOWNERS GROVE.
ELEVATION = 715.78 NAVD 88

SITE BENCH MARK
NORTHEAST BOLT ON HYDRANT LOCATED AT THE NE CORNER OF NORFOLK & CARPENTER
ELEVATION = 746.42 NAVD 88

GRAPHIC SCALE: 1 inch = 20 feet

PROJECT	PREPARED FOR	PROJECT
25025	LILY TSAI	1034 NORFOLK STREET DOWNERS GROVE, IL 60516
CAD NAME 25025/03mg	DATE 1-29-25	DRAWN BY MLK

KRISCH LAND SURVEYING LLC

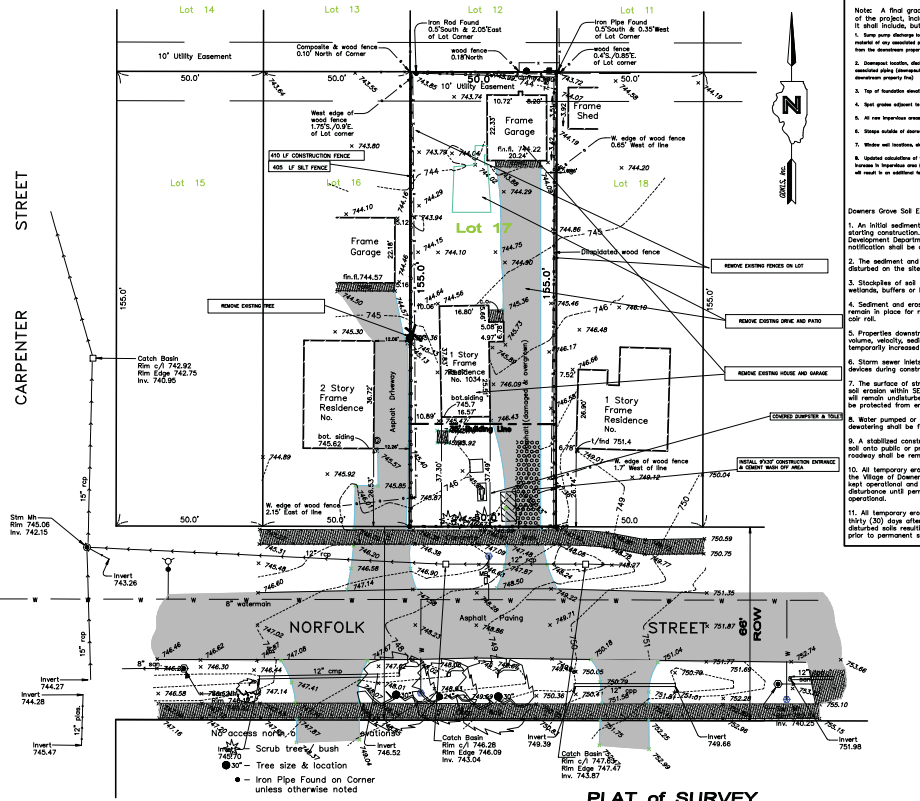
4718 REVERE RD. DOWNERS GROVE, IL 60516
PHONE (630) 827-6888 / FAX (630) 827-6884
www.krishlandsurveying.com
ILLINOIS PROFESSIONAL DESIGN FIRM LICENSE NO. 184-00889
COPYRIGHT © 2025 ALL RIGHTS RESERVED

1"=20'

NO.	DATE	REVISION DESCRIPTION

EXISTING CONDITIONS
DEMOLITION PLAN
EROSION CONTROL PLAN

BLOCK 5



Downers Grove Site Plan:

Any 5'x10' utility easement to be shown on the plan or in the field during construction must be submitted in writing to the Village of Downers Grove.

Note: A final grading survey is required at the completion of the project. Includes an electronic copy (DWG format). It shall include, but is not limited to, the following items:

1. Final proposed elevations for any new and existing structures, and details of any proposed utility easements (show joint manholes and in at least 25' from the manholes property line).
2. Detailed location, shape, and area, and details of any proposed utility easements (show joint manholes and in at least 25' from the manholes property line).
3. Top of foundation elevations of all new structures.
4. Top grade elevations to the foundation of all new structures.
5. All new topographic areas including base maps of structures, utilities, and lot.
6. Slope stakes or markers.
7. Slopes and location, location, and the proposed grade.
8. Detailed location of the site and the extent of the site to be shown in separate maps (any location in separate maps to be prepared or shown to be on separate maps).

Downers Grove Soil Erosion control notes:

1. An initial sedimentation and erosion control inspection is required prior to starting construction. The applicant is directed to contact the Community Development Department at 630-430-5229 to schedule this inspection; this notification shall be at least 24 hours in advance of construction.
2. The sediment and erosion control devices shall be functional before any land is disturbed on the site.
3. Stockpiles of soil shall not be located within any drainage, floodplains, watercourse, buffer or wetlands.
4. Sediment and erosion control shall be provided for any soil stockpile if it is to remain in place for more than three days including a double row of silt fence or soil nail.
5. Properties downstream from the site shall be protected from erosion if the stormwater velocity, runoff, or peak flow rates of stormwater runoff are increased during construction.
6. Storm sewer inlets shall be protected with sediment trapping or temporarily protected from erosion during construction.
7. The surface of stripped areas shall be permanently or temporarily protected from soil erosion within SEVEN days after final grade is reached. Stripped areas that all remain undisturbed for more than SEVEN days after initial disturbance shall be protected from erosion.
8. Water pumped or otherwise discharged from the site during construction dewatering shall be filtered.
9. A stabilized construction entrance shall be provided to prevent the deposition of soil onto public or private roadways. Any soil eroding a public or private roadway shall be removed before the end of each workday.
10. All temporary erosion control measures necessary to meet the requirements of the Village of Downers Grove Storm Water and Floodplain Ordinance shall be well maintained and maintained continuously throughout the period of land disturbance until permanent sediment and erosion control measures are installed.
11. All temporary erosion and sediment control measures shall be removed within sixty (30) days after final stabilization is achieved. Trapped sediment and other disturbed soil resulting from temporary measures shall be properly disposed of prior to permanent stabilization.

Symbols Legend

	Sanitary Sewer Manhole
	Storm Sewer Manhole
	Catch Basin
	Catch Pit
	Fire Hydrant
	Water Meter in Vault
	Meter Box
	Sign
	Street Sign
	Light Pole
	Landscape Light / Post
	Utility Pole
	Telephone Manhole
	Gas Manhole
	Sewer Manhole
	Traffic Signal Pole
	Pole Vault
	150' Pole w/ Overhead Sign Station
	150' Pole w/ Overhead Sign Station
	Boundary
	Easement
	Easement Dotted Line
	Underground Telephone Line
	Underground Cable Television
	Underground Fire Gyle Line
	Fire Main Saver

SEC INC.
SOUTHWEST ENGINEERING
CONSULTANTS, INC.
6521 BALDWIN DR.
DOWNERS GROVE, IL 60516
630-737-0025

LEGEND

REVISIONS

NO.	DATE	REVISION DESCRIPTION

DETAILED GRADING PLAN
1034 NORFOLK STREET
DOWNERS GROVE, ILLINOIS

CLIENT:

LILY TSAI
1034 NORFOLK STREET
DOWNERS GROVE, ILLINOIS 60516

SEC PROJECT	012925	SHEET
DATE	01-29-25	
SCALE	1" = 20'	
DESIGNED BY	WSK	
DRAWN BY	CDB	
CHECKED BY	DMK	of 7

DOWNERS GROVE SANITARY DISTRICT

MEMO

TO: Amy R. Underwood
General Manager

FROM: Carly Shaw
Administrative Supervisor

DATE: March 7, 2025

RE: Administrative Services Progress Report – February 2025

ADMINISTRATIVE

Personnel

A lunch was held in the MSB Garge on Thursday February 27 to celebrate Chuck Preen's retirement. Taco Grill and Salsa Bar catered for the event and attendance was good. Chuck's last day was Friday, February 28.

A job has been posted for the open Maintenance Mechanic position on our website as well as other groups such as IAWA, CSWEA, and Fox Valley Operators Association, among others. We will also utilize other online services to post this position.

Reimbursement Program for Sanitary Sewer
Backups Caused by Public Sanitary Sewer Blockages

We have not received any new claims this month, so I have not enclosed an updated report.

Technology Update

We have officially begun implementation with Invoice Cloud, the online billing portal. We will be working to get them as much information as possible to make the transition easy for our customers.

Michelle Jasso and I had a meeting with BS&A regarding payroll to set up all pay codes and rules we have in place. Our next meeting is scheduled for March 31 to review the user billing data.

I have been working with Nick Whitefleet, Kazys Motekaitis, Verizon and a vendor who supplies the equipment to plan for boosting cellular service in the basements of 4 lift stations. This is budgeted for in fiscal year 2025-26.

Administration Center Improvements

Even though I am still waiting on a quote for the flooring project we should be able to move ahead with this before the end of the fiscal year. We also continue to work to add pictures and décor in the lobby and board room. Our recent purchase includes the CSWEA article in an acrylic print to hang in the lobby that should arrive in March. I am also looking at having the Earth Flag framed and displayed in the boardroom as well as other photos of the plant.

FINANCIAL

Treasurer's Report and Investment Activity

The monthly Treasurer's Report and the District's Investment Schedule with detailed investment information (financial institution name, current rate, and dollar amount) is provided separately in the packet each month. The Schwab statement and information sheet is also attached to the investment schedule.

Our CD with Lisle Savings Bank matured on February 18, 2025, and the Evergreen Bank CD matured on February 24, 2025. After reviewing their renewal rates, I have decided to close the accounts and deposit those funds into the Schwab account. I have built a CD ladder to take advantage of some of the longer-term CDs with higher interest rates. Each CD is \$125,000 and the terms range from 6 months to 2 years.

I have also opened a Money Market account with Schwab that will be used to hold the interest payments from our CD's and Treasuries at a rate of 4.02%. As those balances build, we will reinvest in other, higher interest investments.

User Billing

As of March 7, 2025, we received payments from 23 of the show cause accounts with 10 remaining unpaid. The total of those unpaid accounts is just under \$20,000. We have mailed notices to the remaining accounts on March 7 informing them of the disconnection date of April 8. These notices are the first communications since the show cause hearings, so we do anticipate several of them to pay in full to avoid disconnection. Historically we have only seen 3 accounts on average face disconnect.

Detailed billing information is attached to this report.

cc: AES, JMW, ME, KJR, RTJ, MJS, DM

USER BILLING SUMMARY

User Charge System

Billings for February 2025 were as follows:

	User	\$425,620.77
	Surcharge	43,954.85
	Monthly fees	449,980.40
	Total	\$919,556.02
Summer Usage Adjustment		
		\$0.00
Billable Flow		
		154,771,189
Budgeted Billable Flow		
		156,026,902
% Actual/Budgeted Billable Flow		
		99.20%
YTD Billable Flow		
		1,622,607,220
YTD Budgeted Billable Flow		
		1,621,488,671
% Actual/Budgeted Billable Flow		
		100.07%

The user accounts receivable balance on 2/28/2025 is \$956,863.38 and consists of:

Current charges due 3/14/2025		\$778,844.96
Past due charges and penalty		178,018.42
Total		\$956,863.38

The past due charges represent:

<u>Age</u>	<u>User Charges</u>	<u>Penalty</u>	<u>Totals</u>
30 days past due	\$59,515.44	\$7,170.95	\$66,686.39
60 days past due	37,456.18	5,870.17	43,326.35
90 days & greater past due	57,547.99	10,457.69	68,005.68
Totals	\$154,519.61	\$23,498.81	\$178,018.42

Summary of
Past Due Charges
(90 Days and Over)

Five Year Comparison

February

<u>Year</u>	<u>User Charges</u>	<u>Penalty</u>	<u>Total</u>
2025	\$57,547.99	\$10,457.69	\$68,005.68
2024	79,375.87	12,955.12	92,330.99
2023	43,221.84	7,436.11	50,657.95
2022	69,604.77	13,159.15	82,763.92
2021	79,355.03	11,905.29	91,260.32

Twelve Months Ending February 2025

<u>Month</u>	<u>User Charges</u>	<u>Penalty</u>	<u>Total</u>
2/28/25	\$57,547.99	\$10,457.69	\$68,005.68
1/31/25	52,633.71	10,048.26	62,681.97
12/31/24	54,278.06	10,450.83	64,728.89
11/30/24	57,855.31	11,152.84	69,008.15
10/31/24	60,512.01	11,615.57	72,127.58
9/30/24	74,136.03	13,818.16	87,954.19
8/31/24	61,338.78	11,993.15	73,331.93
7/31/24	58,557.54	10,989.31	69,546.85
6/30/24	60,791.09	11,755.76	72,546.85
5/31/24	56,724.94	11,565.75	68,290.69
4/30/24	58,809.41	10,989.40	69,798.81
3/31/24	68,937.10	12,132.98	81,070.08

There were 32 accounts scheduled for Pre-Enforcement on February 14, 2025 of which 18 accounts have paid in full and 3 accounts have made payment arrangements. There are/were 30 accounts scheduled for Pre-Enforcement on March 14, 2025 of which 4 have paid in full.

To: Amy Underwood, General Manager
From: Marc Majewski, Operations Supervisor
Date: March 10, 2025
Subject: February 2025 WWTC Operations Report

Dear Amy,

Please find attached the detailed operating data and monthly report to the Illinois EPA for February.

Operations Highlights:

1. Monthly flow:

- Average daily flows: 8.02 (Million Gallons per Day)
- Total precipitation: 0.16 inches
- Excess Flow days: 0
- Days of discharge over 11 MGD: 2

2. Activated Sludge:

- Good operating performance observed throughout February.
- Predominance of floc formers resulted in efficient solids settling

3. Anaerobic Digesters:

- Pumped Volumes:
 - Primary Sludge: 614,556 gallons
 - TWAS to Dig 4(Thickened Waste Activated Sludge): 235,197 gallons
 - Total WAS to Digester 4: 235,197 gallons
 - Waste grease: 239,508 gallons

4. Digester Gas:

- Total production: 4,888,856 cubic feet
- Usage Breakdown:
 - Heat Exchangers: 71,732 cubic feet
 - CHP facilities: 4,531,307 cubic feet
- Flared gas recorded: 285,736 cubic feet
- Munters dehumidifier gas consumption: 81 cubic feet

5. Biosolids:

- No biosolids were distributed in the month of February.

6. Electricity:

- Overall net energy from ComEd: -16,514 kWh
- Electricity generated by CHP system: 364,344 kWh
- Monthly net energy (including natural gas usage): 25 MWh

Recipients: ME, AES, JMW, KJR, RTJ, MJS, CS, DM

Sincerely,

Marc Majewski

Operations Supervisor

Monthly Operations Report Page 1

	WWTC Rainfall	B01 Parshall Flume Flow Max	B01 Parshall Flume Flow Min	B01 Parshall Flume Flow Avg (Daily Total)	A01 Parshall Flume Flow Max	A01 Parshall Flume Flow Avg (Daily Total)	C01 Int Clar #1 Flow Max	C01 Int Clar #1 Flow Avg (Daily Total)	Outfall 003 Flow Max	Outfall 003 Flow Avg (Daily Total)	Total Flow Leaving WWTC Avg (Daily Total)	Total Flow Leaving WWTC Max MGD	002 Outfall Flow Avg (Daily Total)
Date	inches	MGD	MGD	MGD	MGD	MGD	MGD	MGD	MGD	MGD	MGD	MGD	MGD
2/1/2025	0.00	20.84	12.12	14.59	0.82	0.00	0.00	0.00	0.00	0.00	14.59	21.66	0.00
2/2/2025	0.00	15.09	8.65	11.17	0.00	0.00	0.00	0.00	0.00	0.00	11.17	15.09	0.00
2/3/2025	0.00	14.19	6.77	9.72	0.00	0.00	0.00	0.00	0.00	0.00	9.72	14.19	0.00
2/4/2025	0.00	13.30	6.11	8.85	0.00	0.00	0.00	0.00	0.00	0.00	8.85	13.30	0.00
2/5/2025	0.00	12.29	5.69	8.49	0.00	0.00	0.00	0.00	0.00	0.00	8.49	12.29	0.00
2/6/2025	0.05	11.40	5.67	8.53	0.00	0.00	0.00	0.00	0.00	0.00	8.53	11.40	0.00
2/7/2025	0.00	11.60	5.24	8.00	0.00	0.00	0.00	0.00	0.00	0.00	8.00	11.60	0.00
2/8/2025	0.00	11.44	4.98	7.82	0.00	0.00	0.00	0.00	0.00	0.00	7.82	11.44	0.00
2/9/2025	0.00	11.74	4.50	7.61	0.00	0.00	0.00	0.00	0.00	0.00	7.61	11.74	0.00
2/10/2025	0.00	13.54	4.49	7.50	0.00	0.00	0.00	0.00	0.00	0.00	7.50	13.54	0.00
2/11/2025	0.00	10.04	4.30	7.11	0.00	0.00	0.00	0.00	0.00	0.00	7.11	10.04	0.00
2/12/2025	0.00	10.05	4.25	7.12	0.00	0.00	0.00	0.00	0.00	0.00	7.12	10.05	0.00
2/13/2025	0.00	9.80	4.10	6.97	0.00	0.00	0.00	0.00	0.00	0.00	6.97	9.80	0.00
2/14/2025	0.00	10.05	3.59	6.94	0.00	0.00	0.00	0.00	0.00	0.00	6.94	10.05	0.00
2/15/2025	0.05	10.21	4.16	7.12	0.00	0.00	0.00	0.00	0.00	0.00	7.12	10.21	0.00
2/16/2025	0.00	10.24	4.14	7.06	0.00	0.00	0.00	0.00	0.00	0.00	7.06	10.24	0.00
2/17/2025	0.00	10.09	3.69	6.97	0.00	0.00	0.00	0.00	0.00	0.00	6.97	10.09	0.00
2/18/2025	0.00	10.08	3.73	6.74	0.00	0.00	0.00	0.00	0.00	0.00	6.74	10.08	0.00
2/19/2025	0.00	9.93	3.85	6.72	0.00	0.00	0.00	0.00	0.00	0.00	6.72	9.93	0.00
2/20/2025	0.00	10.60	0.77	6.69	0.00	0.00	0.00	0.00	0.00	0.00	6.69	10.60	0.00
2/21/2025	0.00	10.05	0.35	6.59	0.00	0.00	0.00	0.00	0.00	0.00	6.59	10.05	0.00
2/22/2025	0.00	10.14	3.57	6.74	0.00	0.00	0.00	0.00	0.00	0.00	6.74	10.14	0.00
2/23/2025	0.01	10.35	3.59	7.03	0.00	0.00	0.00	0.00	0.00	0.00	7.03	10.35	0.00
2/24/2025	0.00	12.35	3.92	8.19	0.00	0.00	0.00	0.00	0.00	0.00	8.19	12.35	0.00
2/25/2025	0.00	12.08	5.45	8.47	0.00	0.00	0.00	0.00	0.00	0.00	8.47	12.08	0.00
2/26/2025	0.05	11.44	5.65	8.51	0.00	0.00	0.00	0.00	0.00	0.00	8.51	11.44	0.00
2/27/2025	0.00	14.40	5.96	8.83	0.00	0.00	0.00	0.00	0.00	0.00	8.83	14.40	0.00
2/28/2025	0.00	13.10	5.82	8.61	0.00	0.00	0.00	0.00	0.00	0.00	8.61	13.10	0.00
Minimum	0.00	9.80	0.35	6.59	0.00	0.00	0.00	0.00	0.00	0.00	6.59	9.80	0.00
Maximum	0.05	20.84	12.12	14.59	0.82	0.00	0.00	0.00	0.00	0.00	14.59	21.66	0.00
Total	0.16	330.44	135.07	224.67	0.82	0.00	0.00	0.00	0.00	0.00	224.67	331.26	0.00
Average	0.01	11.80	4.83	8.02	0.03	0.00	0.00	0.00	0.00	0.00	8.02	11.83	0.00

Monthly Operations Report Page 2

	Tertiary Flow	MLSS Avg	Activated Sludge Inventory Lbs MLSS	Activated Sludge SRT Days	15 Minutes Aeration Settling %	30 Minutes Aeration Settling %	60 Minutes Aeration Settling %	Sludge Volume Index	System 1 RAS TSS	System 2 RAS TSS	Dupage River Outfall DO
Date	MGD		LBS	DAYS	mL/L	mL/L	mL/L	mL/g	mg/l	mg/l	mg/l
2/1/2025	14.59		70,993	12.14							
2/2/2025	11.17		70,993	12.23							
2/3/2025	9.72	1,455	45,151	16.47	17	13	12	87		3,232	8.1
2/4/2025	8.85	2,507	77,778	28.44	33	24	19	94	4,127		8.5
2/5/2025	8.49	2,229	69,144	15.60	28	20	18	90		5,189	8.8
2/6/2025	8.53	2,445	75,866	18.05	29	21	18	87	4,654		
2/7/2025	8.00	2,457	76,239	17.65	24	19	17	78		5,348	
2/8/2025	7.82		76,239	18.45							
2/9/2025	7.61		76,239	17.64							
2/10/2025	7.50	2,307	71,573	19.24	21	18	16	77		4,827	8.6
2/11/2025	7.11	2,613	81,056	22.84	21	17	16	64	4,677		8.3
2/12/2025	7.12	2,410	74,761	20.90	21	17	17	73		4,869	8.3
2/13/2025	6.97	2,523	78,281	22.29					3,826		
2/14/2025	6.94	2,590	80,353	23.35	22	18	17	69		4,882	
2/15/2025	7.12		80,353	22.13							
2/16/2025	7.06		80,353	21.59							
2/17/2025	6.97	2,512	77,925	21.42	23	19	18	74		4,950	9.3
2/18/2025	6.74	2,632	100,615	24.35	23	20	18	76	4,204		8.6
2/19/2025	6.72	2,713	84,152	24.49	25	20	18	73		5,191	8.7
2/20/2025	6.69	2,741	85,023	23.61	24	19	18	68	4,577		
2/21/2025	6.59	2,606	80,854	22.67	25	20	19	77		5,168	
2/22/2025	6.74		80,854	22.84							
2/23/2025	7.03		80,854	23.14							
2/24/2025	8.19	2,758	85,577	21.71	25	20	19	73		5,943	8.1
2/25/2025	8.47	2,822	87,554	20.72	26	19	19	69	4,525		7.9
2/26/2025	8.51	2,789	86,514	18.38	25	20	19	72		5,919	8.2
2/27/2025	8.83	2,680	83,147	16.91	26	20	19	76	4,369		
2/28/2025	8.61	2,626	81,454	16.29						6,242	
Minimum	6.59	1,455	45,150.81	12.14	17.01	12.76	12.26	64.11	3,826	3,232	7.9
Maximum	14.59	2,822	100,614.52	28.44	33.25	23.51	19.49	93.66	4,677	6,242	9.3
Total	224.67	50,415	2,199,892.57	565.53	438.41	343.73	314.80	1,376.48	34,959	61,760	101.4
Average	8.02	2,521	78,567.68	20.20	24.33	19.11	17.61	76.50	4,370	5,147	8.5

Monthly Operations Report Page 3

	Tertiary Flow	Influent BOD 5	Primary Clarifier BOD 5	Intermediate Clarifier CBOD 5	Tertiary Effluent CBOD 5	Tertiary Effluent CBOD 5 Load	BOD 5 Removal %	Ambient Air Temp Min	Ambient Air Temp Max	Influent Flow Temp
Date	MGD	mg/l	mg/l	mg/l	mg/l		%	Deg F	Deg F	Deg F
2/1/2025	14.59							30	37	
2/2/2025	11.17							33	46	
2/3/2025	9.72	134	42		3.4	276	95.6	35	51	55.5
2/4/2025	8.85	162	98	6.4	2.8	207	96.6	23	35	53.6
2/5/2025	8.49	138	68		2.2	156	97.1	25	32	54.3
2/6/2025	8.53	166	108	7.2	2.8	199	97.3	28	40	54.1
2/7/2025	8.00							21	35	
2/8/2025	7.82							27	35	
2/9/2025	7.61							23	36	
2/10/2025	7.50	210	122		2.5	156	98.3	16	42	54.3
2/11/2025	7.11	181	112	4.9	2.8	166	97.0	24	29	54.6
2/12/2025	7.12	186	108	4.2	2.6	154	97.3	21	30	54.4
2/13/2025	6.97	227	90	5.1	2.2	128	98.0	7	27	54.3
2/14/2025	6.94							4	29	
2/15/2025	7.12							27	38	
2/16/2025	7.06							9	30	
2/17/2025	6.97	186	65		2.0	116	97.7	1	15	53.6
2/18/2025	6.74	186	125	4.4	1.8	101	97.6	-4	19	53.4
2/19/2025	6.72	182	120		2.0	112	97.1	6	24	53.6
2/20/2025	6.69	190	90	5.1	2.2	123	96.9	5	28	53.6
2/21/2025	6.59							9	33	
2/22/2025	6.74							16	38	
2/23/2025	7.03							26	50	
2/24/2025	8.19	230	148		2.2	150	97.8	39	59	54.5
2/25/2025	8.47	184	86	5.6	2.7	191	96.3	32	58	54.4
2/26/2025	8.51	158	118		2.6	184	96.7	32	56	53.6
2/27/2025	8.83	185	100	5.0	2.9	213	96.7	32	53	53.4
2/28/2025	8.61							33	53	
Minimum	6.59	134	42	4.2	1.80	101	95.6	-4	15	53.4
Maximum	14.59	230	148	7.2	3.40	276	98.3	39	59	55.5
Total	224.67	2,905	1,600	47.9	39.70	2,633	1,554.1	865	1,057	865.2
Average	8.02	182	100	5.3	2.48	165	97.1	21	38	54.1

Monthly Operations Report Page 4

	Tertiary Flow	Influent TSS	Primary Clarifier TSS	Intermediate Clarifier TSS	Tertiary Effluent TSS	Tertiary Effluent TSS Load	TSS Removal %	Influent pH	Primary Clarifier pH	Tertiary Effluent pH	Intermediate pH
Date	MGD	mg/l	mg/l	mg/l	mg/l	lbs/day	%	SU	SU	SU	SU
2/1/2025	14.59	76			4.2	511	94.5				
2/2/2025	11.17	84			2.6	242	96.9				
2/3/2025	9.72	144	19		2.6	211	98.2	7.7	7.8	7.3	7.4
2/4/2025	8.85	168	90	10.6	2.2	162	98.7	7.8	7.8	7.2	7.5
2/5/2025	8.49	104	33		1.0	71	99.0	7.7	7.8	7.1	7.3
2/6/2025	8.53	176	76	9.0	1.8	128	99.0	7.7	7.7	7.1	7.3
2/7/2025	8.00	108			1.4	93	98.7	7.9	7.8	7.1	7.4
2/8/2025	7.82	100			1.3	85	98.7				
2/9/2025	7.61	140			1.7	108	98.8				
2/10/2025	7.50	240	93		0.3	19	99.9	7.8	7.7	7.1	7.3
2/11/2025	7.11	136	67	6.4	1.9	113	98.6	7.7	7.6	7.0	7.3
2/12/2025	7.12	176	68	6.0	1.0	59	99.4	7.7	7.7	7.1	7.1
2/13/2025	6.97	166	45	6.8	1.0	58	99.4	7.8	7.8	7.0	7.2
2/14/2025	6.94	184			0.8	46	99.6	7.8	7.6	7.0	7.3
2/15/2025	7.12	156			0.6	36	99.6				
2/16/2025	7.06	156			0.6	35	99.6				
2/17/2025	6.97	236	14		0.7	41	99.7	7.6	7.6	7.1	7.2
2/18/2025	6.74	220	108	7.8	0.7	39	99.7	7.8	7.5	7.1	7.2
2/19/2025	6.72	164	98		0.8	45	99.5	7.7	7.6	7.0	7.3
2/20/2025	6.69	146	37	8.2	0.9	50	99.4	7.7	7.8	7.0	7.2
2/21/2025	6.59	164			0.4	22	99.8	7.6	7.5	6.9	7.0
2/22/2025	6.74	132			0.7	39	99.5				
2/23/2025	7.03	168			0.6	35	99.6				
2/24/2025	8.19	224	123		1.1	75	99.5	7.7	7.6	6.9	7.2
2/25/2025	8.47	180	50	10.4	1.5	106	99.2	7.8	7.5	6.9	7.1
2/26/2025	8.51	176	117		0.9	64	99.5	7.7	7.6	7.0	7.3
2/27/2025	8.83	164	76	9.8	1.5	110	99.1	7.6	7.5	7.0	7.2
2/28/2025	8.61	168			1.3	93	99.2	7.6	7.6	6.9	7.2
Minimum	6.59	76	14	6.0	0.3	19	94.5	7.6	7.5	6.9	7.0
Maximum	14.59	240	123	10.6	4.2	511	99.9	7.9	7.8	7.3	7.5
Total	224.67	4,456	1,114	75.0	36.1	2,698	2,772.2	154.4	153.1	140.8	145.0
Average	8.02	159	70	8.3	1.3	96	99.0	7.7	7.7	7.0	7.3

MONTHLY OPERATIONS REPORT PAGE 5

Date	Tertiary Flow	Influent Ammonia-N	Tertiary Effluent Ammonia-N	Tertiary Effluent Ammonia-N Load	Chlorine Residual	Fecal Coliform
	MGD	mg/l	mg/l	lbs/day	mg/l	col/100ml
2/1/2025	14.59				0.015	
2/2/2025	11.17	9.46	1.45	135.0		
2/3/2025	9.72	12.90	1.69	137.0		
2/4/2025	8.85	14.96	2.83	208.9		
2/5/2025	8.49	16.21	1.16	82.1		
2/6/2025	8.53	18.13	2.18	155.1		
2/7/2025	8.00					
2/8/2025	7.82					
2/9/2025	7.61	16.12	0.10	6.3		
2/10/2025	7.50	28.54	0.46	28.8	0.015	
2/11/2025	7.11	22.84	1.62	96.1		
2/12/2025	7.12	15.80	0.33	19.6		
2/13/2025	6.97	20.56	0.42	24.4		
2/14/2025	6.94					
2/15/2025	7.12					
2/16/2025	7.06	14.15	0.27	15.9		
2/17/2025	6.97	18.69	0.20	11.6		
2/18/2025	6.74	20.74	1.20	67.5		
2/19/2025	6.72	21.50	1.50	84.0		
2/20/2025	6.69	17.52	1.54	85.9		
2/21/2025	6.59					
2/22/2025	6.74					
2/23/2025	7.03	15.43	0.18	10.6		
2/24/2025	8.19	20.41	0.20	13.7		
2/25/2025	8.47	15.57	1.48	104.5		
2/26/2025	8.51	18.12	0.10	7.1		
2/27/2025	8.83	17.81	0.67	49.3		
2/28/2025	8.61					
Minimum	6.59	9.46	0.10	6.3	0.015	
Maximum	14.59	28.54	2.83	208.9	0.015	
Total	224.67	355.46	19.58	1,343.5	0.030	
Average	8.02	17.77	0.98	67.2	0.015	

SLUDGE DATA

Primary Sludge	TS	3.65 %	614,556 Gallons
WAS to Digester 4	TS	2.95 %	0 Gallons
WAS to Thickener	TS	2.95 %	571,667 Gallons
TWAS to Digester 4	TS	6.95 %	235,197 Gallons
Hauled Grease to Digs	TS	7.70 %	239,508 Gallons

Anaerobically Digested Sludge Pumping

to Drying Beds	TS	3.00 %	173,040 Gallons
to BFP	TS	2.22 %	697,967 Gallons
to Lagoons	TS	%	Gallons
Total			871,007.0 Gallons

VS Destruction

64.9 %

Biosolids Disposal

Class A Distribution	Feb	Dry Tons
Class B Hauling	Feb	Dry Tons
Total	Feb	Dry Tons
Class A Distribution	YTD	2 Dry Tons
Class B Hauling	YTD	Dry Tons
Total	YTD	2 Dry Tons

ENERGY DATA

Total Digester Gas Production	4,888,856 SCF
Gas Volume per Volatile Solids Load	11.7 Cu.Ft./Lb.

Digester Gas Utilization

Heat Exchangers	71,732 SCF
Dehumidification	81 SCF
CHP	4,531,307 SCF
Total	4,603,119 SCF

Digester Gas Flared

285,736 SCF

Natural Gas Consumed

WWTC	38,100 SCF
MSB	47,300 SCF
Chemical Feed	47,800 SCF
5006 Walnut	24,500 SCF

Kilowatt-hours Generated CHP	364,344 KWH
Net energy from Comed	-16,514 KWH
Monthly net energy	25 MWH

MISCELLANEOUS

Grit Removal	Feb	20 Cu. Yds
Grit Removal	YTD	40 Cu. Yds
Anaerobic Supernate		392,674 Gallons
Waste Activated Sludge		91,034 Gals/Day
City Water Consumed		33,361 Gallons

Monthly Operations Report Page 6

	Tertiary Flow	Influent Phosphorus	Tertiary Effluent Phosphorus	Influent Phosphorus Load	Tertiary Effluent Phosphorus Load	Phosphorus Removal %	Influent Nitrogen	Tertiary Effluent Nitrogen	Influent Nitrogen Load	Tertiary Effluent Nitrogen Load	Nitrogen Removal %	Tertiary Effluent Nitrate Grab
Date	MGD	mg/l	mg/l	lbs/day	lbs/day	%	mg/l	mg/l	lbs/day	lbs/day	%	mg/l
2/1/2025	14.59											
2/2/2025	11.17											
2/3/2025	9.72											
2/4/2025	8.85	3.73	1.93	305.3	142.4	48.3						
2/5/2025	8.49											
2/6/2025	8.53											
2/7/2025	8.00											
2/8/2025	7.82											
2/9/2025	7.61											
2/10/2025	7.50						40.8	21.6	2,816.2	1,351.1	52.0	
2/11/2025	7.11											
2/12/2025	7.12	5.16	3.72	326.2	220.9	27.9						
2/13/2025	6.97											
2/14/2025	6.94											
2/15/2025	7.12											
2/16/2025	7.06											
2/17/2025	6.97											
2/18/2025	6.74											
2/19/2025	6.72											
2/20/2025	6.69	4.96	4.32	324.4	241.1	12.9						
2/21/2025	6.59											
2/22/2025	6.74											
2/23/2025	7.03											
2/24/2025	8.19											
2/25/2025	8.47	4.91	4.21	375.4	297.4	14.3						
2/26/2025	8.51											
2/27/2025	8.83											
2/28/2025	8.61											
Minimum	6.59	3.73	1.93	305.3	142.4	12.9	40.8	21.6	2,816.2	1,351.1	52.0	
Maximum	14.59	5.16	4.32	375.4	297.4	48.3	40.8	21.6	2,816.2	1,351.1	52.0	
Total	224.67	18.76	14.18	1,331.3	901.8	103.3	40.8	21.6	2,816.2	1,351.1	52.0	
Average	8.02	4.69	3.55	332.8	225.5	25.9	40.8	21.6	2,816.2	1,351.1	52.0	

EPA may make all the information submitted through this form (including all attachments) available to the public without further notice to you. Do not use this online form to submit personal information (e.g., non-business cell phone number or non-business email address), confidential business information (CBI), or if you intend to assert a CBI claim on any of the submitted information. Pursuant to 40 CFR 2.203(a), EPA is providing you with notice that all CBI claims must be asserted at the time of submission. EPA cannot accommodate a late CBI claim to cover previously submitted information because efforts to protect the information are not administratively practicable since it may already be disclosed to the public. Although we do not foresee a need for persons to assert a claim of CBI based on the types of information requested in this form, if persons wish to assert a CBI claim we direct submitters to contact the [NPDES eReporting Help Desk](#) for further guidance. Please note that EPA may contact you after you submit this report for more information.

This collection of information is approved by OMB under the Paperwork Reduction Act, 44 U.S.C. 3501 et seq. (OMB Control No. 2040-0004). Responses to this collection of information are mandatory in accordance with this permit and EPA NPDES regulations 40 CFR 122.41(l)(4)(i). An agency may not conduct or sponsor, and a person is not required to respond to, a collection of information unless it displays a currently valid OMB control number. The public reporting and recordkeeping burden for this collection of information are estimated to average 2 hours per outfall. Send comments on the Agency's need for this information, the accuracy of the provided burden estimates and any suggested methods for minimizing respondent burden to the Regulatory Support Division Director, U.S. Environmental Protection Agency (2821T), 1200 Pennsylvania Ave., NW, Washington, D.C. 20460. Include the OMB control number in any correspondence. Do not send the completed form to this address.

Permit																						
Permit #: IL0028380		Permittee: DOWNERS GROVE SANITARY DISTRICT				Facility: DOWNERS GROVE S.D. - WASTEWATER TREATMENT CENTER																
Major: Yes		Permittee Address: 2710 CURTISS STREET PO BOX 1412 DOWNERS GROVE, IL 60515				Facility Location: 5003 WALNUT AVENUE DOWNERS GROVE, IL 60515																
Permitted Feature: 001 External Outfall		Discharge: 001-0 COMBINED DISCHARGE FROM A01, B01, & C01																				
Report Dates & Status																						
Monitoring Period: From 02/01/25 to 02/28/25				DMR Due Date: 03/25/25				Status: NetDMR Validated														
Considerations for Form Completion																						
W0430300002 ; NUMBER OF DAYS OF DISCHARGE.COMBINED OUTFALLS: A01-MIXING CHAMBER DISCHARGE TO E BR OF DUPAGE RIVER-EFFECTIVE WHEN FLOWS TO TRT PLT ARE GREATER THAN 22 MGD & EXCESS FLOW FAC IS IN OPERATION. 002 BECOMES OPERATIONAL WHEN 001, A01,& B01 EXCEED 30 MGD.																						
Principal Executive Officer																						
First Name: Amy				Title: General Manager				Telephone: 630-969-0664														
Last Name: Underwood																						
No Data Indicator (NODI)																						
Form NODI: --																						
Code	Parameter Name	Monitoring Location	Season #	Param. NODI		Quantity or Loading					Quality or Concentration					# of Ex.	Frequency of Analysis	Sample Type				
						Qualifier 1	Value 1	Qualifier 2	Value 2	Units	Qualifier 1	Value 1	Qualifier 2	Value 2	Qualifier 3				Value 3	Units		
00300	Oxygen, dissolved [DO]	1 - Effluent Gross	0	--	Sample	=	8.5	=	8.1	=	7.9		19 - mg/L	0	DL/DS - Daily When Discharging	GR - Grab						
					Permit Req.					Req Mon MO AV MN							Req Mon MN WK AV		Req Mon DAILY MN	19 - mg/L	DL/DS - Daily When Discharging	GR - Grab
					Value NODI																	
00310	BOD, 5-day, 20 deg. C	1 - Effluent Gross	0	--	Sample			=	5.1	=	5.8		19 - mg/L	0	DL/DS - Daily When Discharging	CP - Composite						
					Permit Req.						<=	30.0 MO AVG	<=				45.0 WKLY AVG	19 - mg/L	DL/DS - Daily When Discharging	GR - Grab		
					Value NODI																	
00400	pH	1 - Effluent Gross	0	--	Sample	=	6.9			=	7.3		12 - SU	0	DL/DS - Daily When Discharging	GR - Grab						
					Permit Req.						>=	6.0 MINIMUM						<=	9.0 MAXIMUM	12 - SU	DL/DS - Daily When Discharging	GR - Grab
					Value NODI																	
00530	Solids, total suspended	1 - Effluent Gross	0	--	Sample					=	1.3	=	1.8		19 - mg/L	0	DL/DS - Daily When Discharging	CP - Composite				
					Permit Req.						<=	30.0 MO AVG	<=	45.0 WKLY AVG	19 - mg/L				DL/DS - Daily When Discharging	GR - Grab		
					Value NODI																	
00610	Nitrogen, ammonia total [as N]	1 - Effluent Gross	0	--	Sample					=	0.98	=	2.83		19 - mg/L	0	DL/DS - Daily When Discharging	CP - Composite				
					Permit Req.									Req Mon MO AVG					Req Mon DAILY MX	19 - mg/L	DL/DS - Daily When Discharging	GR - Grab
					Value NODI																	
00665	Phosphorus, total [as P]	1 - Effluent Gross	0	--	Sample					=	3.55	=	4.32		19 - mg/L	0	DL/DS - Daily When Discharging	CP - Composite				
					Permit Req.									Req Mon MO AVG					Req Mon DAILY MX	19 - mg/L	DL/DS - Daily When Discharging	GR - Grab
					Value NODI																	
					Sample					<	0.02		19 - mg/L		DL/DS - Daily When Discharging	GR - Grab						

50060	Chlorine, total residual	1 - Effluent Gross	0	--	Permit Req.						<=	0.75 MO AVG			19 - mg/L	0	DL/DS - Daily When Discharging	GR - Grab
					Value NODI													
74055	Coliform, fecal general	1 - Effluent Gross	0	--	Sample									<=	400.0 DAILY MX	13 - #/100mL	DL/DS - Daily When Discharging	GR - Grab
					Permit Req.													
					Value NODI										9 - Conditional Monitoring - Not Required This Period			
82220	Flow, total	1 - Effluent Gross	0	--	Sample	=	224.67	80 - Mgal/mo									99/99 - Continuous	
					Permit Req.		Req Mon MO TOTAL	80 - Mgal/mo									0	99/99 - Continuous
					Value NODI													

Submission Note

If a parameter row does not contain any values for the Sample nor Effluent Trading, then none of the following fields will be submitted for that row: Units, Number of Excursions, Frequency of Analysis, and Sample Type.

Edit Check Errors

No errors.

Comments

28 days of discharge. Zero days combined flow with A01 and zero days combined flow with C01.

Attachments

No attachments.

Report Last Saved By

DOWNERS GROVE SANITARY DISTRICT

User: reeseberry
 Name: Dorrance Berry
 E-Mail: rberry@dgsd.org
 Date/Time: 2025-03-11 12:55 (Time Zone: -05:00)

Report Last Signed By

User: reeseberry
 Name: Dorrance Berry
 E-Mail: rberry@dgsd.org
 Date/Time: 2025-03-11 13:11 (Time Zone: -05:00)

EPA may make all the information submitted through this form (including all attachments) available to the public without further notice to you. Do not use this online form to submit personal information (e.g., non-business cell phone number or non-business email address), confidential business information (CBI), or if you intend to assert a CBI claim on any of the submitted information. Pursuant to 40 CFR 2.203(a), EPA is providing you with notice that all CBI claims must be asserted at the time of submission. EPA cannot accommodate a late CBI claim to cover previously submitted information because efforts to protect the information are not administratively practicable since it may already be disclosed to the public. Although we do not foresee a need for persons to assert a claim of CBI based on the types of information requested in this form, if persons wish to assert a CBI claim we direct submitters to contact the [NPDES eReporting Help Desk](#) for further guidance. Please note that EPA may contact you after you submit this report for more information.

This collection of information is approved by OMB under the Paperwork Reduction Act, 44 U.S.C. 3501 et seq. (OMB Control No. 2040-0004). Responses to this collection of information are mandatory in accordance with this permit and EPA NPDES regulations 40 CFR 122.41(l)(4)(i). An agency may not conduct or sponsor, and a person is not required to respond to, a collection of information unless it displays a currently valid OMB control number. The public reporting and recordkeeping burden for this collection of information are estimated to average 2 hours per outfall. Send comments on the Agency's need for this information, the accuracy of the provided burden estimates and any suggested methods for minimizing respondent burden to the Regulatory Support Division Director, U.S. Environmental Protection Agency (2821T), 1200 Pennsylvania Ave., NW, Washington, D.C. 20460. Include the OMB control number in any correspondence. Do not send the completed form to this address.

Permit			
Permit #:	IL0028380	Permittee:	DOWNERS GROVE SANITARY DISTRICT
Major:	Yes	Permittee Address:	2710 CURTISS STREET PO BOX 1412 DOWNERS GROVE, IL 60515
Permitted Feature:	002 External Outfall	Discharge:	002-0 MIXING CHAMBER OVERFLOW TO ST JOSEPH CRK
Facility: DOWNERS GROVE S.D. - WASTEWATER TREATMENT CENTER			
Facility Location: 5003 WALNUT AVENUE DOWNERS GROVE, IL 60515			
Report Dates & Status			
Monitoring Period:	From 02/01/25 to 02/28/25	DMR Due Date:	03/25/25
Status:		NetDMR Validated	
Considerations for Form Completion			
W0430300002 ; NUMBER OF DAYS OF DISCHARGE:CS			
Principal Executive Officer			
First Name:	Amy	Title:	General Manager
Last Name:	Underwood	Telephone:	630-969-0664

No Data Indicator (NODI)
Form NODI: --

Code	Parameter Name	Monitoring Location	Season #	Param. NODI	Quantity or Loading					Quality or Concentration					# of Ex.	Frequency of Analysis	Sample Type							
					Qualifier 1	Value 1	Qualifier 2	Value 2	Units	Qualifier 1	Value 1	Qualifier 2	Value 2	Qualifier 3				Value 3	Units					
00300	Oxygen, dissolved [DO]	1 - Effluent Gross	0	--	Sample																			
					Permit Req.									Req Mon DAILY MN	19 - mg/L		DL/DS - Daily When Discharging	GR - Grab						
					Value NODI										C - No Discharge									
00310	BOD, 5-day, 20 deg. C	1 - Effluent Gross	0	--	Sample																			
					Permit Req.									<=	30.0 MO AVG	<=	45.0 WKLY AVG	19 - mg/L		DL/DS - Daily When Discharging	GR - Grab			
					Value NODI											C - No Discharge		C - No Discharge						
00400	pH	1 - Effluent Gross	0	--	Sample																			
					Permit Req.									>=	6.0 MINIMUM		<=	9.0 MAXIMUM	12 - SU		DL/DS - Daily When Discharging	GR - Grab		
					Value NODI											C - No Discharge		C - No Discharge						
00530	Solids, total suspended	1 - Effluent Gross	0	--	Sample																			
					Permit Req.											<=	30.0 MO AVG	<=	45.0 WKLY AVG	19 - mg/L		DL/DS - Daily When Discharging	GR - Grab	
					Value NODI												C - No Discharge		C - No Discharge					
00610	Nitrogen, ammonia total [as N]	1 - Effluent Gross	0	--	Sample																			
					Permit Req.													Req Mon DAILY MX	19 - mg/L		DL/DS - Daily When Discharging	GR - Grab		
					Value NODI													C - No Discharge						
00665	Phosphorus, total [as P]	1 - Effluent Gross	0	--	Sample																			
					Permit Req.													Req Mon MO AVG	Req Mon DAILY MX	19 - mg/L		DL/DS - Daily When Discharging	GR - Grab	
					Value NODI													C - No Discharge		C - No Discharge				
50060	Chlorine, total residual	1 - Effluent Gross	0	--	Sample																			
					Permit Req.													<=	0.75 MO AVG		19 - mg/L		DL/DS - Daily When Discharging	GR - Grab
					Value NODI														C - No Discharge					
74055	Coliform, fecal general	1 - Effluent Gross	0	--	Sample																			
					Permit Req.													<=	400.0 DAILY MX	13 - #/100mL		DL/DS - Daily When Discharging	GR - Grab	
					Value NODI														C - No Discharge					
82220	Flow, total	1 - Effluent Gross	0	--	Sample																			
					Permit Req.														Req Mon MO TOTAL	80 - Mgal/mo		DL/DS - Daily When Discharging		
					Value NODI														C - No Discharge					

Submission Note
If a parameter row does not contain any values for the Sample nor Effluent Trading, then none of the following fields will be submitted for that row: Units, Number of Excursions, Frequency of Analysis, and Sample Type.

Edit Check Errors

No errors.

Comments

Attachments

No attachments.

Report Last Saved By

DOWNERS GROVE SANITARY DISTRICT

User: reeseberry
Name: Dorrance Berry
E-Mail: rberry@dgsd.org
Date/Time: 2025-03-11 12:49 (Time Zone: -05:00)

Report Last Signed By

User: reeseberry
Name: Dorrance Berry
E-Mail: rberry@dgsd.org
Date/Time: 2025-03-11 13:11 (Time Zone: -05:00)

EPA may make all the information submitted through this form (including all attachments) available to the public without further notice to you. Do not use this online form to submit personal information (e.g., non-business cell phone number or non-business email address), confidential business information (CBI), or if you intend to assert a CBI claim on any of the submitted information. Pursuant to 40 CFR 2.203(a), EPA is providing you with notice that all CBI claims must be asserted at the time of submission. EPA cannot accommodate a late CBI claim to cover previously submitted information because efforts to protect the information are not administratively practicable since it may already be disclosed to the public. Although we do not foresee a need for persons to assert a claim of CBI based on the types of information requested in this form, if persons wish to assert a CBI claim we direct submitters to contact the [NPDES eReporting Help Desk](#) for further guidance. Please note that EPA may contact you after you submit this report for more information.

This collection of information is approved by OMB under the Paperwork Reduction Act, 44 U.S.C. 3501 et seq. (OMB Control No. 2040-0004). Responses to this collection of information are mandatory in accordance with this permit and EPA NPDES regulations 40 CFR 122.41(l)(4)(i). An agency may not conduct or sponsor, and a person is not required to respond to, a collection of information unless it displays a currently valid OMB control number. The public reporting and recordkeeping burden for this collection of information are estimated to average 2 hours per outfall. Send comments on the Agency's need for this information, the accuracy of the provided burden estimates and any suggested methods for minimizing respondent burden to the Regulatory Support Division Director, U.S. Environmental Protection Agency (2821T), 1200 Pennsylvania Ave., NW, Washington, D.C. 20460. Include the OMB control number in any correspondence. Do not send the completed form to this address.

Permit			
Permit #:	IL0028380	Permittee:	DOWNERS GROVE SANITARY DISTRICT
Major:	Yes	Permittee Address:	2710 CURTISS STREET PO BOX 1412 DOWNERS GROVE, IL 60515
Permitted Feature:	003 External Outfall	Discharge:	003-0 EXCESS FLOW TO ST JOSEPH CREEK
Facility: DOWNERS GROVE S.D. - WASTEWATER TREATMENT CENTER			
Facility Location: 5003 WALNUT AVENUE DOWNERS GROVE, IL 60515			
Report Dates & Status			
Monitoring Period:	From 02/01/25 to 02/28/25	DMR Due Date:	03/25/25
		Status:	NetDMR Validated
Considerations for Form Completion			
W0430300002 ; NUMBER OF DAYS OF DISCHARGE:CS			
Principal Executive Officer			
First Name:	Amy	Title:	General Manager
Last Name:	Underwood	Telephone:	630-969-0664

No Data Indicator (NODI)

Form NODI: --

Code	Parameter Name	Monitoring Location	Season #	Param. NODI	Quantity or Loading					Quality or Concentration						# of Ex.	Frequency of Analysis	Sample Type	
					Qualifier 1	Value 1	Qualifier 2	Value 2	Units	Qualifier 1	Value 1	Qualifier 2	Value 2	Qualifier 3	Value 3				Units
00300	Oxygen, dissolved [DO]	1 - Effluent Gross	0	--	Sample														
					Permit Req.										Req Mon DAILY MN	19 - mg/L		DL/DS - Daily When Discharging	GR - Grab
					Value NODI												C - No Discharge		
00310	BOD, 5-day, 20 deg. C	1 - Effluent Gross	0	--	Sample														
					Permit Req.														
					Value NODI														
00400	pH	1 - Effluent Gross	0	--	Sample														
					Permit Req.														
					Value NODI														
00530	Solids, total suspended	1 - Effluent Gross	0	--	Sample														
					Permit Req.														
					Value NODI														
00610	Nitrogen, ammonia total [as N]	1 - Effluent Gross	0	--	Sample														
					Permit Req.														
					Value NODI														
00665	Phosphorus, total [as P]	1 - Effluent Gross	0	--	Sample														
					Permit Req.														
					Value NODI														
50060	Chlorine, total residual	1 - Effluent Gross	0	--	Sample														
					Permit Req.														
					Value NODI														
74055	Coliform, fecal general	1 - Effluent Gross	0	--	Sample														
					Permit Req.														
					Value NODI														
82220	Flow, total	1 - Effluent Gross	0	--	Sample														
					Permit Req.														
					Value NODI														

Submission Note
If a parameter row does not contain any values for the Sample nor Effluent Trading, then none of the following fields will be submitted for that row: Units, Number of Excursions, Frequency of Analysis, and Sample Type.

Edit Check Errors

No errors.

Comments

Attachments

No attachments.

Report Last Saved By

DOWNERS GROVE SANITARY DISTRICT

User: reeseberry
Name: Dorrance Berry
E-Mail: rberry@dgsd.org
Date/Time: 2025-03-11 12:50 (Time Zone: -05:00)

Report Last Signed By

User: reeseberry
Name: Dorrance Berry
E-Mail: rberry@dgsd.org
Date/Time: 2025-03-11 13:11 (Time Zone: -05:00)

EPA may make all the information submitted through this form (including all attachments) available to the public without further notice to you. Do not use this online form to submit personal information (e.g., non-business cell phone number or non-business email address), confidential business information (CBI), or if you intend to assert a CBI claim on any of the submitted information. Pursuant to 40 CFR 2.203(a), EPA is providing you with notice that all CBI claims must be asserted at the time of submission. EPA cannot accommodate a late CBI claim to cover previously submitted information because efforts to protect the information are not administratively practicable since it may already be disclosed to the public. Although we do not foresee a need for persons to assert a claim of CBI based on the types of information requested in this form, if persons wish to assert a CBI claim we direct submitters to contact the [NPDES eReporting Help Desk](#) for further guidance. Please note that EPA may contact you after you submit this report for more information.

This collection of information is approved by OMB under the Paperwork Reduction Act, 44 U.S.C. 3501 et seq. (OMB Control No. 2040-0004). Responses to this collection of information are mandatory in accordance with this permit and EPA NPDES regulations 40 CFR 122.41(l)(4)(i). An agency may not conduct or sponsor, and a person is not required to respond to, a collection of information unless it displays a currently valid OMB control number. The public reporting and recordkeeping burden for this collection of information are estimated to average 2 hours per outfall. Send comments on the Agency's need for this information, the accuracy of the provided burden estimates and any suggested methods for minimizing respondent burden to the Regulatory Support Division Director, U.S. Environmental Protection Agency (2821T), 1200 Pennsylvania Ave., NW, Washington, D.C. 20460. Include the OMB control number in any correspondence. Do not send the completed form to this address.

Permit		Permit #: IL0028380		Permittee: DOWNERS GROVE SANITARY DISTRICT		Facility: DOWNERS GROVE S.D. - WASTEWATER TREATMENT CENTER	
Major: Yes		Permittee Address: 2710 CURTISS STREET PO BOX 1412 DOWNERS GROVE, IL 60515		Facility Location: 5003 WALNUT AVENUE DOWNERS GROVE, IL 60515			
Permitted Feature: A01 External Outfall		Discharge: A01-0 EXCESS FLOW FROM EXCESS FLOW CLARIFIERS					

Report Dates & Status			
Monitoring Period: From 02/01/25 to 02/28/25	DMR Due Date: 03/25/25	Status: NetDMR Validated	

Considerations for Form Completion
W0430300002 ; NUMBER OF DAYS OF DISCHARGE:CS

Principal Executive Officer			
First Name: Amy	Title: General Manager	Telephone: 630-969-0664	
Last Name: Underwood			

No Data Indicator (NODI)
Form NODI: --

Code	Parameter Name	Monitoring Location	Season #	Param. NODI	Quantity or Loading					Quality or Concentration					# of Ex.	Frequency of Analysis	Sample Type			
					Qualifier 1	Value 1	Qualifier 2	Value 2	Units	Qualifier 1	Value 1	Qualifier 2	Value 2	Qualifier 3				Value 3	Units	
00310	BOD, 5-day, 20 deg. C	1 - Effluent Gross	0	--	Sample												Req Mon DAILY MX	19 - mg/L	DL/DS - Daily When Discharging	GR - Grab
					Permit Req.															
					Value NODI											C - No Discharge				
00530	Solids, total suspended	1 - Effluent Gross	0	--	Sample											Req Mon DAILY MX	19 - mg/L	DL/DS - Daily When Discharging	GR - Grab	
					Permit Req.															
					Value NODI															C - No Discharge
00610	Nitrogen, ammonia total [as N]	1 - Effluent Gross	0	--	Sample											Req Mon DAILY MX	19 - mg/L	DL/DS - Daily When Discharging	GR - Grab	
					Permit Req.															
					Value NODI															C - No Discharge
00665	Phosphorus, total [as P]	1 - Effluent Gross	0	--	Sample											Req Mon MO AVG	Req Mon DAILY MX	19 - mg/L	DL/DS - Daily When Discharging	GR - Grab
					Permit Req.															
					Value NODI															
82220	Flow, total	1 - Effluent Gross	0	--	Sample											Req Mon MO TOTAL	80 - Mgal/mo	DL/DS - Daily When Discharging	CN - Continuous	
					Permit Req.															
					Value NODI															C - No Discharge

Submission Note
If a parameter row does not contain any values for the Sample nor Effluent Trading, then none of the following fields will be submitted for that row: Units, Number of Excursions, Frequency of Analysis, and Sample Type.

Edit Check Errors
No errors.

Comments

Attachments
No attachments.

Report Last Saved By
DOWNERS GROVE SANITARY DISTRICT

User: reeseberry
Name: Dorrance Berry
E-Mail: rberry@dgsd.org

Date/Time: 2025-03-11 12:50 (Time Zone: -05:00)

Report Last Signed By

User: reeseberry

Name: Dorrance Berry

E-Mail: rberry@dgsd.org

Date/Time: 2025-03-11 13:11 (Time Zone: -05:00)

				NODI														
00625	Nitrogen, Kjeldahl, total [as N]	1 - Effluent Gross	0	--	Sample							<	1.0	19 - mg/L	01/30 - Monthly	CP - Composite		
					Permit Req.								Req Mon DAILY MX	19 - mg/L	0	01/30 - Monthly	CP - Composite	
					Value NODI													
00630	Nitrite + Nitrate total [as N]	1 - Effluent Gross	0	--	Sample							=	21.6	19 - mg/L	01/30 - Monthly	CA - Calculated		
					Permit Req.								Req Mon DAILY MX	19 - mg/L	0	01/30 - Monthly	CA - Calculated	
					Value NODI													
00665	Phosphorus, total [as P]	1 - Effluent Gross	0	--	Sample					=	3.55	=	4.32	19 - mg/L	04/30 - Four Per Month	CP - Composite		
					Permit Req.							Req Mon MO AVG	Req Mon DAILY MX	19 - mg/L	0	01/30 - Monthly	CP - Composite	
					Value NODI													
00666	Phosphorus, dissolved	1 - Effluent Gross	0	--	Sample					=	3.42	=	4.14	19 - mg/L	04/30 - Four Per Month	CP - Composite		
					Permit Req.							Req Mon MO AVG	Req Mon DAILY MX	19 - mg/L	0	01/30 - Monthly	CP - Composite	
					Value NODI													
00940	Chloride [as Cl]	1 - Effluent Gross	0	--	Sample							=	247.0	19 - mg/L	01/30 - Monthly	GR - Grab		
					Permit Req.								Req Mon DAILY MX	19 - mg/L	0	01/30 - Monthly	GR - Grab	
					Value NODI													
30500	Coliform, fecal - % samples exceeding limit	1 - Effluent Gross	0	--	Sample													
					Permit Req.								<=	10.0 MAXIMUM	23 - %			
					Value NODI									9 - Conditional Monitoring - Not Required This Period				
50050	Flow, in conduit or thru treatment plant	1 - Effluent Gross	0	--	Sample	=	8.02	=	14.59	03 - MGD						99/99 - Continuous		
					Permit Req.		Req Mon MO AVG		Req Mon DAILY MX	03 - MGD					0	99/99 - Continuous		
					Value NODI													
50060	Chlorine, total residual	1 - Effluent Gross	1	--	Sample							<	0.015	19 - mg/L	CL/OC - Chlorination/Occurances	GR - Grab		
					Permit Req.								<=	0.038 DAILY MX	19 - mg/L	0	CL/OC - Chlorination/Occurances	GR - Grab
					Value NODI													
80082	BOD, carbonaceous [5 day, 20 C]	1 - Effluent Gross	0	--	Sample	=	164.56	=	275.56	26 - lb/d	=	2.5	=	3.4	19 - mg/L	04/07 - Four Per Week	CP - Composite	
					Permit Req.	<=	1835.0 MO AVG	<=	3670.0 DAILY MX	26 - lb/d	<=	10.0 MO AVG	<=	20.0 DAILY MX	19 - mg/L	0	02/DA - 2 Days Every Week	CP - Composite
					Value NODI													

Submission Note

If a parameter row does not contain any values for the Sample nor Effluent Trading, then none of the following fields will be submitted for that row: Units, Number of Excursions, Frequency of Analysis, and Sample Type.

Edit Check Errors

No errors.

Comments

Attachments

No attachments.

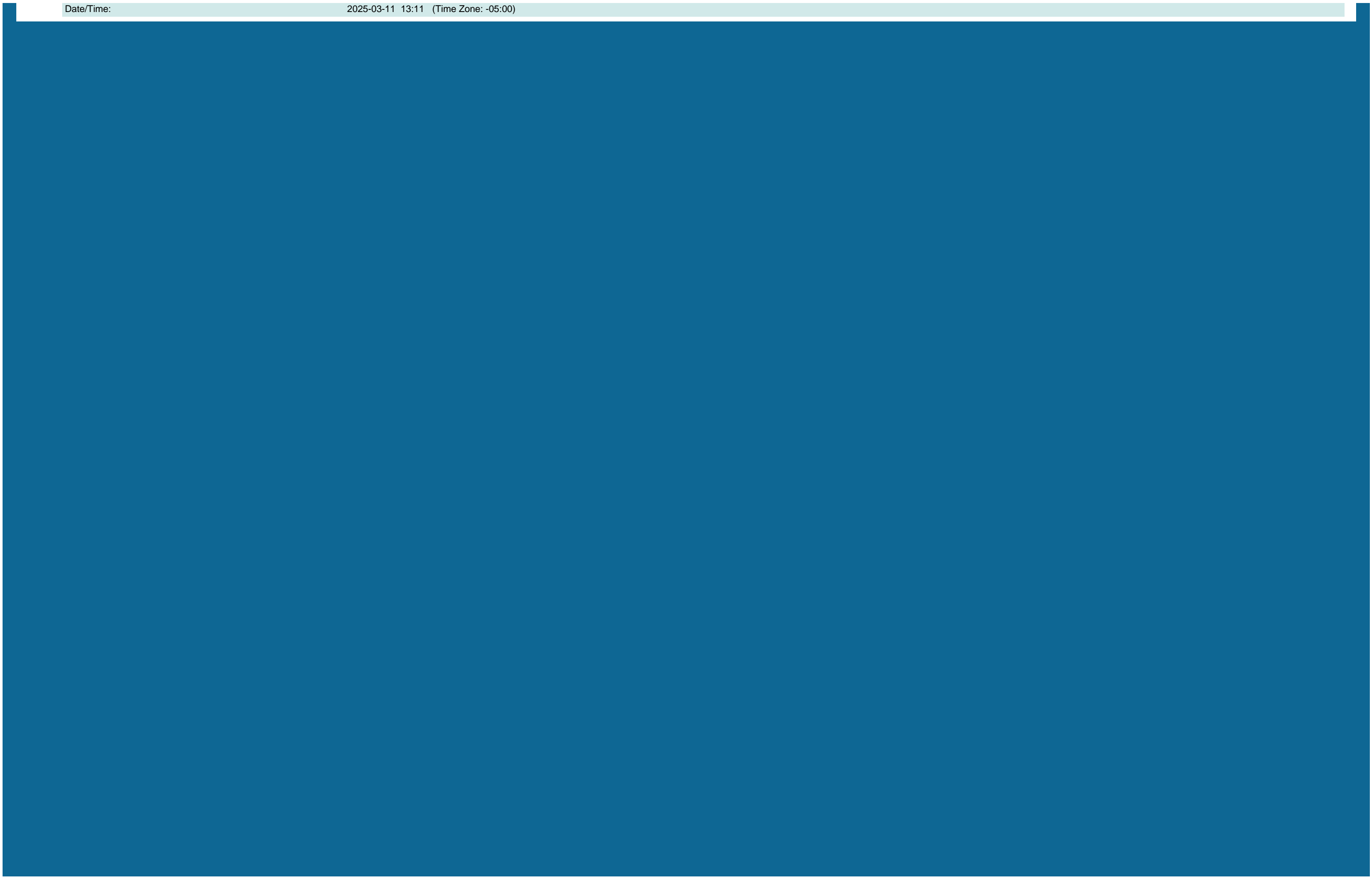
Report Last Saved By

DOWNERS GROVE SANITARY DISTRICT

User: reeseberry
 Name: Dorrance Berry
 E-Mail: rberry@dgsd.org
 Date/Time: 2025-03-11 12:55 (Time Zone: -05:00)

Report Last Signed By

User: reeseberry
 Name: Dorrance Berry
 E-Mail: rberry@dgsd.org



EPA may make all the information submitted through this form (including all attachments) available to the public without further notice to you. Do not use this online form to submit personal information (e.g., non-business cell phone number or non-business email address), confidential business information (CBI), or if you intend to assert a CBI claim on any of the submitted information. Pursuant to 40 CFR 2.203(a), EPA is providing you with notice that all CBI claims must be asserted at the time of submission. EPA cannot accommodate a late CBI claim to cover previously submitted information because efforts to protect the information are not administratively practicable since it may already be disclosed to the public. Although we do not foresee a need for persons to assert a claim of CBI based on the types of information requested in this form, if persons wish to assert a CBI claim we direct submitters to contact the [NPDES eReporting Help Desk](#) for further guidance. Please note that EPA may contact you after you submit this report for more information.

This collection of information is approved by OMB under the Paperwork Reduction Act, 44 U.S.C. 3501 et seq. (OMB Control No. 2040-0004). Responses to this collection of information are mandatory in accordance with this permit and EPA NPDES regulations 40 CFR 122.41(l)(4)(i). An agency may not conduct or sponsor, and a person is not required to respond to, a collection of information unless it displays a currently valid OMB control number. The public reporting and recordkeeping burden for this collection of information are estimated to average 2 hours per outfall. Send comments on the Agency's need for this information, the accuracy of the provided burden estimates and any suggested methods for minimizing respondent burden to the Regulatory Support Division Director, U.S. Environmental Protection Agency (2821T), 1200 Pennsylvania Ave., NW, Washington, D.C. 20460. Include the OMB control number in any correspondence. Do not send the completed form to this address.

Permit	
Permit #: IL0028380	Permittee: DOWNERS GROVE SANITARY DISTRICT
Major: Yes	Permittee Address: 2710 CURTISS STREET PO BOX 1412 DOWNERS GROVE, IL 60515
Permitted Feature: C01 External Outfall	Discharge: C01-0 EXCESS FLOW FROM INTERMEDIATE CLARIFIER #1
Facility: DOWNERS GROVE S.D. - WASTEWATER TREATMENT CENTER	Facility Location: 5003 WALNUT AVENUE DOWNERS GROVE, IL 60515

Report Dates & Status	
Monitoring Period: From 02/01/25 to 02/28/25	DMR Due Date: 03/25/25
Status: NetDMR Validated	

Considerations for Form Completion
W0430300002 ; NUMBER OF DAYS OF DISCHARGE:CS

Principal Executive Officer	
First Name: Amy	Title: General Manager
Last Name: Underwood	Telephone: 630-969-0664

No Data Indicator (NODI)
Form NODI: --

Code	Parameter Name	Monitoring Location	Season #	Param. NODI	Quantity or Loading					Quality or Concentration					# of Ex.	Frequency of Analysis	Sample Type	
					Qualifier 1	Value 1	Qualifier 2	Value 2	Units	Qualifier 1	Value 1	Qualifier 2	Value 2	Qualifier 3				Value 3
00310	BOD, 5-day, 20 deg. C	1 - Effluent Gross	0	--	Sample													
					Permit Req.									Req Mon DAILY MX	19 - mg/L	DL/DS - Daily When Discharging	GR - Grab	
					Value NODI										C - No Discharge			
00530	Solids, total suspended	1 - Effluent Gross	0	--	Sample													
					Permit Req.									Req Mon DAILY MX	19 - mg/L	DL/DS - Daily When Discharging	GR - Grab	
					Value NODI										C - No Discharge			
00610	Nitrogen, ammonia total [as N]	1 - Effluent Gross	0	--	Sample													
					Permit Req.									Req Mon DAILY MX	19 - mg/L	DL/DS - Daily When Discharging	GR - Grab	
					Value NODI										C - No Discharge			
00665	Phosphorus, total [as P]	1 - Effluent Gross	0	--	Sample													
					Permit Req.									Req Mon MO AVG	Req Mon DAILY MX	19 - mg/L	DL/DS - Daily When Discharging	GR - Grab
					Value NODI										C - No Discharge	C - No Discharge		
82220	Flow, total	1 - Effluent Gross	0	--	Sample													
					Permit Req.				Req Mon MO TOTAL	80 - Mgal/mo							DL/DS - Daily When Discharging	CN - Continuous
					Value NODI													

Submission Note
If a parameter row does not contain any values for the Sample nor Effluent Trading, then none of the following fields will be submitted for that row: Units, Number of Excursions, Frequency of Analysis, and Sample Type.

Edit Check Errors
No errors.

Comments

Attachments
No attachments.

Report Last Saved By
DOWNERS GROVE SANITARY DISTRICT

User: reeseberry
Name: Dorrance Berry
E-Mail: rberry@dgsd.org

Date/Time: 2025-03-11 12:55 (Time Zone: -05:00)

Report Last Signed By

User: reeseberry

Name: Dorrance Berry

E-Mail: rberry@dgsd.org

Date/Time: 2025-03-11 13:11 (Time Zone: -05:00)

EPA may make all the information submitted through this form (including all attachments) available to the public without further notice to you. Do not use this online form to submit personal information (e.g., non-business cell phone number or non-business email address), confidential business information (CBI), or if you intend to assert a CBI claim on any of the submitted information. Pursuant to 40 CFR 2.203(a), EPA is providing you with notice that all CBI claims must be asserted at the time of submission. EPA cannot accommodate a late CBI claim to cover previously submitted information because efforts to protect the information are not administratively practicable since it may already be disclosed to the public. Although we do not foresee a need for persons to assert a claim of CBI based on the types of information requested in this form, if persons wish to assert a CBI claim we direct submitters to contact the [NPDES eReporting Help Desk](#) for further guidance. Please note that EPA may contact you after you submit this report for more information.

This collection of information is approved by OMB under the Paperwork Reduction Act, 44 U.S.C. 3501 et seq. (OMB Control No. 2040-0004). Responses to this collection of information are mandatory in accordance with this permit and EPA NPDES regulations 40 CFR 122.41(l)(4)(i). An agency may not conduct or sponsor, and a person is not required to respond to, a collection of information unless it displays a currently valid OMB control number. The public reporting and recordkeeping burden for this collection of information are estimated to average 2 hours per outfall. Send comments on the Agency's need for this information, the accuracy of the provided burden estimates and any suggested methods for minimizing respondent burden to the Regulatory Support Division Director, U.S. Environmental Protection Agency (2821T), 1200 Pennsylvania Ave., NW, Washington, D.C. 20460. Include the OMB control number in any correspondence. Do not send the completed form to this address.

Permit			
Permit #:	IL0028380	Permittee:	DOWNERS GROVE SANITARY DISTRICT
Major:	Yes	Permittee Address:	2710 CURTISS STREET PO BOX 1412 DOWNERS GROVE, IL 60515
Permitted Feature:	INF Influent Structure	Discharge:	INF-L INFLUENT MONITORING
Facility:	DOWNERS GROVE S.D. - WASTEWATER TREATMENT CENTER		
Facility Location:	5003 WALNUT AVENUE DOWNERS GROVE, IL 60515		

Report Dates & Status			
Monitoring Period:	From 02/01/25 to 02/28/25	DMR Due Date:	03/25/25
Status:	NetDMR Validated		

Considerations for Form Completion
W0430300002

Principal Executive Officer			
First Name:	Amy	Title:	General Manager
Last Name:	Underwood	Telephone:	630-969-0664

No Data Indicator (NODI)
Form NODI: --

Code	Parameter Name	Monitoring Location	Season #	Param. NODI	Quantity or Loading					Quality or Concentration					# of Ex.	Frequency of Analysis	Sample Type				
					Qualifier 1	Value 1	Qualifier 2	Value 2	Units	Qualifier 1	Value 1	Qualifier 2	Value 2	Qualifier 3				Value 3	Units		
00310	BOD, 5-day, 20 deg. C	G - Raw Sewage Influent	0	--	Sample						=	182.0				19 - mg/L	0	09/99 - See Permit	CP - Composite		
					Permit Req.											Req Mon MO AVG		19 - mg/L	09/99 - See Permit	CP - Composite	
					Value NODI																
00530	Solids, total suspended	G - Raw Sewage Influent	0	--	Sample						=	159.0				19 - mg/L	0	09/99 - See Permit	CP - Composite		
					Permit Req.											Req Mon MO AVG		19 - mg/L	09/99 - See Permit	CP - Composite	
					Value NODI																
00600	Nitrogen, total [as N]	G - Raw Sewage Influent	0	--	Sample						=	40.8			19 - mg/L	0	01/30 - Monthly	CP - Composite			
					Permit Req.												Req Mon DAILY MX	19 - mg/L	01/30 - Monthly	CP - Composite	
					Value NODI																
00665	Phosphorus, total [as P]	G - Raw Sewage Influent	0	--	Sample						=	5.16			19 - mg/L	0	04/30 - Four Per Month	CP - Composite			
					Permit Req.												Req Mon DAILY MX	19 - mg/L	01/30 - Monthly	CP - Composite	
					Value NODI																
50050	Flow, in conduit or thru treatment plant	G - Raw Sewage Influent	0	--	Sample	=	8.81	=	16.04	03 - MGD							0	99/99 - Continuous			
					Permit Req.		Req Mon MO AVG		Req Mon DAILY MX	03 - MGD										99/99 - Continuous	
					Value NODI																

Submission Note
If a parameter row does not contain any values for the Sample nor Effluent Trading, then none of the following fields will be submitted for that row: Units, Number of Excursions, Frequency of Analysis, and Sample Type.

Edit Check Errors
No errors.

Comments

Attachments
No attachments.

Report Last Saved By
DOWNERS GROVE SANITARY DISTRICT

User: reeseberry
Name: Dorrance Berry
E-Mail: rberry@dgsd.org

Date/Time: 2025-03-11 12:56 (Time Zone: -05:00)

Report Last Signed By

User: reeseberry

Name: Dorrance Berry

E-Mail: rberry@dgsd.org

Date/Time: 2025-03-11 13:11 (Time Zone: -05:00)

DOWNERS GROVE SANITARY DISTRICT

M E M O

TO: Amy Underwood, General Manager

FROM: Nick Whitefleet, Maintenance Supervisor

DATE: March 12th, 2024

SUBJECT: February 2025 Maintenance Report

Attached is a work order summary detailing equipment repair and preventive maintenance activities conducted by the maintenance department during February 2025.

Special projects in February included:

FRP Tank Inspections & Repairs:

Every 5 years the District has inspections and subsequent repairs (if required) performed on all 10 of our fiberglass reinforced plastic (FRP) storage tanks. In the month of February, Sodium Hypochlorite tanks 1 & 2 and Sodium Bisulfite tanks 1, 2, & 3 were inspected. All 5 tanks required minor repairs, which have been completed. The tanks were deemed “fit for service” and recommended for future reinspection in two to three years rather than replacement. The total cost for inspections and repairs is \$12,770. The remaining FRP tanks are scheduled for inspection in early April.

Digester 3 Utility / Supernatant Sink Replacement

The support pedestal deteriorated and broke for the utility sink in digester 3 control room which is used by operators for sampling supernatant. Unfortunately repairing the sink wasn't a viable option due to the condition of the sink assembly, so District personnel replaced the sink with new. The sink drain pedestal, sink, and faucet were replaced with new. In addition to that, the supernatant piping was damaged from the sink breaking, so pipe repairs and modifications were necessary as well. The sink and related piping replacement / repairs are complete, and everything is operating as expected. The total cost of the sink replacement and pipe repairs came in at \$1,778.

Lift Station Force Main Air Relief Valve Maintenance:

Maintenance department personnel performed maintenance on the combination vacuum / air relief valves installed on lift station force mains. This work involves removing 14 valves from service, rebuilding, reinstalling and verifying operation. This maintenance is important as it keeps the valves functioning so they can serve their purpose of ensuring optimal flow, reducing costs, reducing water hammer, and preventing vacuum conditions if the need arises to drain a force main.

CHP System – Units 1&2 Operation Update:

CHP 1: CHP 1 operated throughout the month of February. The Nissen service report for cylinders 6 & 7 has been received but did not include the requested information on the cause of the cylinder liner wear nor did it include a plan for repair. Further correspondence with Nissen revealed that they are still operating under the thought that something external to the engine (e.g., contaminated air at CHP 1) is causing the cylinder liner wear and spark plug discoloration. When we pointed out that discolored spark plugs have not been observed since the R2 overhaul in January of 2024, they then pointed to lab analysis on oil samples indicating high levels of chlorine found intermittently. They did acknowledge that periods of elevated chlorine levels in the oil have been observed in both engines, so it is not unique to CHP 1. Several other questions were brought up regarding the chlorine levels in the oil, which I forwarded to Unison Solutions to verify that none of the gas conditioning materials would be a source of chlorine. Unison Solutions verified this as expected. The District's investigation of historical oil reports found intermittent elevated chlorine levels in the oil samples on both Nissen engines as well as the Tech 3 since the beginning of their operation. I found it frustrating that the chlorine levels in the oil are currently a focus of concern when this is a situation that has been ongoing and Nissen receives the same oil reports that we do. Nissen has not officially determined that gas contamination or chlorine are the cause of the engine damage, but they remain their best theory. The invoice for the repairs to cylinders 6 & 7 is currently being disputed with Nissen as I don't believe a warranty claim should be denied based on an unproven theory. We will continue to work with Nissen to find the cause of the problem and ultimately make the required repairs to resolve the issues with CHP 1.

In addition to working with Nissen, I have reached out to Kraft Power for consultation, and they have agreed to visit the plant free of charge the week of March 24th. Kraft Power is a company out of Michigan who supplies and services CHP engines as well as mechanical and electromechanical equipment. Finally, I have reached out to other municipalities who operate Nissen bio-gas engines, and the conversations have yielded other items to investigate as well as a mutual desire to keep open lines of communication between municipalities regarding CHP operations.

CHP 2: CHP 2 performed well throughout the month of February.

Northwest Lift Station High Flow Pump 1 Impeller Replacement:

Maintenance staff noticed excessive noise and low output from high flow pump 1 at Northwest lift station during weekly inspections. Upon further investigation, it was found that the impeller was in poor condition and required replacement. District personnel replaced the impeller with a spare that was on hand. The pump was reinstalled and tested. The pump is now operating as expected. High flow pump 2 was pulled to investigate the impeller condition and fortunately was found to be ok. A spare impeller was ordered from LAI and arrived this month. The spare impeller will work for either high flow pump in the future. The total cost for installing the impeller and purchasing a new spare came in at \$11,476.

Centex Lift Station Replacement Update:

Centex lift station VFD faults while operating on utility power are being investigated by the District, Baxter & Woodman, Com Ed, and the construction contractor(s). It appears that a set point adjustment on the VFD has resolved the issue, but it is in the best interest of the District to continue the investigation for verification that the issue is resolved and there are no other issues with the station running on utility power.

Procurement:

Northwest Electric Motor - \$4,636.71, Replacement VFD for Wroble pump 2.

LAI - \$1,486.42, Chain & chain tool for primary long collector repair.

cc: AES, JMW, ME, KJR, RTJ, MJS, CS, DM

Work Order Summary

Work Order Completion Dates from 2/3/2025 to 2/28/2025

Work Assignment	Completion Date	Equipment	NOTATIONS
Install New Truck Cap	03-Feb-25	2018 Ford F-150	Regional Truck provided and installed new cap on truck as it becomes new electrical truck.
Under Cabinet Lights blinking		Administration Center	Replaced both lightbulbs in fixture at Megan's workstation.
By-Weekly Fluid and Misc. Check of Generators		Emergency Generator 1	
		Emergency Generator 2	
		Emergency Generator 3	
Lighting timer switch replacement - Old Raw Sewage		Operations Center	Replaced lighting timer in old raw sewage wet well room.
Replace Failed VFD	04-Feb-25	Hypochlorite Feed Pump 3	Replaced VFD with new LS drive from NWEM. Concentric assisted with scaling & configuration. Warranty paperwork submitted.
Lubricate skid steer and attachment mechanism	05-Feb-25	2019 Skid Steer	
2019 Stanley Power Pack Annual Service		2019 Stanley Twin Hyd Pump	Diagnose and repair 2019 Stanley Power Pack. Replaced electric choke module, Replaced starter switch.
27,217 hours, replace failed starter		CHP Engine Genset #1	Replaced starter with new from stock. Purchase spare starter for stock.
Test for H2S at Unison Gas skid		CHP Gas Cleaning System	Raw Gas: 350 PPM, H2S Vessel: 60 PPM
CHP HOT WATER LOOP GATE VALVE EXERCISE		CHP Heat Recovery System	
500 Hour Oil Change on Pearth 4		Digester 4 Mixing System	
Pump out old grease line valve vault		Yard Piping - Liquid Treatment	
Salt lift station due to freezing rain event	06-Feb-25	Butterfield Lift Station	Salted all lift stations due to overnight ice storm.
		Centex Lift Station	
		College Lift Station	
		Earlston Lift Station	
		Hobson Lift Station	
		Liberty Park LS	
		Northwest Lift Station	
		Venard Lift Station	
		Wroble Lift Station	
Install Exterior outlet (West)	07-Feb-25	Hypochlorite Feed Blg	Installed exterior outlet on West wall of building for lab sampler.
Annual service of Bio Auger #2	10-Feb-25	2004 AUGER-DAWG G-30 4D087	Annual PM Service of Auger 2, grease and rebuild hub.
2014 Auger Annual Service		2014 AUGER-DAWG G-30 4D091	Annual service and Auger repairs. Replaced splined hub, rebuild support hub, replaced both hydraulic lines with new. Weld new rebar for auger. Also repair hitch place and replace motor.
EXERCISING OF EXCESS RAW SEWAGE VALVING		Excess Flow Pump 06	
		Excess Flow Pump 07	
		Excess Flow Pump 08	
		Excess Flow Pump 09	

Work Assignment	Completion Date	Equipment	NOTATIONS
EXERCISE RAW SEWAGE PUMP INTAKE AND DISCHARGE		Raw Sewage Pump 1 Raw Sewage Pump 2 Raw Sewage Pump 3 Raw Sewage Pump 4 Raw Sewage Pump 5	
Performed DRY Weather SWPPP Inspections		WWTC Roadways	Performed Dry Weather SWPPP.
Annual PM service on Auger #5	11-Feb-25	2019 AUGER DAWG G-30 3F052	Annual PM Service on Bio Auger #5, check over auger, grease hub, verify operation. Runs well.
Clean Office Roof Of All Debris		Administration Center	
Change small air filter located on Unison Control Panel A/C Air intake		CHP Gas Cleaning System	
Replace Wiper Grit Conveyors 1-2		Grit Conveyor System	
OIL CHANGE ON BELT PRESS FEED PUMPS (MOYNOS)	12-Feb-25	Belt Press Sludge Feed Pump 1 Belt Press Sludge Feed Pump 2	
Cleaning of radiator fins on Unison chiller & Both Nissen dump radiators		CHP Engine Genset #2 CHP Gas Cleaning System	Checked all 3 radiators, minor cleaning required only.
Monthly Underground Storage Tanks Inspection		Emerg Gen Diesel Storage Tank	
Replaced damaged Impeller		Northwest High Flow Pump 1	Pulled pump for inspection, impeller found in poor condition. Replaced impeller with new and ordered spare for stock.
Bi-Monthly check of all ladders	13-Feb-25	Belt Filter Press Building Bisulfite Building Blower Building CHP Engine Genset #2 Digester 3 Control Building Digester 4 - 5 Control Buildg Excess Flow Pump Station Excess Flow Sludge Pump House Filter Building	
Repair built in bridge crane		Hobson Lift Station	Replaced bent hardware at hoist to I-beam connection.
Bi-Monthly check of all ladders		Hypochlorite Feed Blg Maintenance Services Building Microstrainer Building Operations Center	
2000 Hour Grease of Plant Effluent Pumps		Plant Effluent Water Pump #2	
3 Month Grease- Secondaries 1 & 2		Secondary Clarifier 1	

Work Assignment	Completion Date	Equipment	NOTATIONS
		Secondary Clarifier 2	
Bi-Monthly check of all ladders		System Garage	
3 Month Oil Change Blower #4	14-Feb-25	Aeration Blower 04	
Change Pre-Filters Blowers 1 - 4.		Blower Bag Room	
27,393 hours, Replace spark plugs		CHP Engine Genset #1	Replaced spark plugs with new from stock due to poor engine performance.
Monthly Liquid Status of Under Ground Diesel Tank		Emerg Gen Diesel Storage Tank	
Monthly Cleaning of bug lights in Sand Filter Bldg.		Filter Building	
Repair / Replace lower level lighting		Northwest Lift Station	Replaced burnt out bulbs in lower level.
Exercise both 24" primary influent ratio valves		Tunnel From PS to Grit	
		Tunnel/Chan Primary Clarifiers	
Semi-Annual Greasing Of Various Equipment	17-Feb-25	Digester 1 Sludge Recirc Pump	
		Digester 1 Sludge Trnsfr Pump	
		Digester 2 Sludge Recirc Pump	
		Digester 2 Sludge Trnsfr Pump	
		Excess Flow Pump Station	
Install additional cleanout for West floor drain		Grit Building	Removed and replaced clogged section of piping in basement (West floor drain), installed additional cleanout.
Semi-Annual Greasing Of Various Equipment		Operations Center	
		Primary Sludge Pump 2	
		Primary Sludge Pump 3	
		Primary Sludge Pump 5	
		Raw Sewage Pump Station	
Replace wiper blades	18-Feb-25	2018 Ford F-150	Replaced worn windshield wipers with new.
Seal water discharge line repair		Digester 3 Supernatant Pump C	Replaced seal water discharge hose with new.
4 MONTH GREASING FITTINGS ON GRIT CONVEYORS		Grit Conveyor System	
2 MONTH EXERCISE AND INSPECTION OF PORTABLE GENERATORS	19-Feb-25	Portable Generator 150	Pulled out and inspected generators, no issues found. Exercised generator for 30 mins, no load.
		Portable Generator 200	
		Portable Generator 350	
Check all life ring boxes and clean if needed.	20-Feb-25 -		
Replace failed battery		2015 Ford F-150 Reg Cab 4x2	Replaced battery with new.
MONTHLY EXERCISE OF ALL HEAT EXCHANGERS- GAS MODE		Digester 1 Heat Exchanger	
		Digester 2 Heat	

Work Assignment	Completion Date	Equipment	NOTATIONS
		Exchanger	
		Digester 3 Heat Exchanger	
		Digester 4 Heat Exchanger	
		Digester 5 Heat Exchanger	
Run And Inspect Generators With The Load Of The Plant		Emergency Generator 1	
		Emergency Generator 2	
		Emergency Generator 3	
Monthly Cross Collector Check		Primary Clarifier 3	
		Primary Clarifier 4	
		Primary Clarifier 5	
		Primary Clarifier 6	
		Primary Clarifier 7	
		Primary Clarifier 8	
		Primary Clarifier 9	
Exercise Ratio Valve #2		Tunnel - System 2 RAS	
Procure VFD for planned replacement		Wroble Pump 2	Reached out to numerous vendors for quotes, selected LS drive from Northwest Electric Motor.
Annual PM service and repairs on 2009 Auger G30 #4	21-Feb-25	2009 AUGER-DAWG G30A 91093	Replaced wear plate, replaced small hydraulic lines from accumulator to valve, replaced support hub with rebuilt one from stock. Cleaned, inspected and reinstalled drive hub and hydraulic motor.
2000 Hour Grease of the UNISON BLOWER MOTOR		CHP Gas Cleaning System	
Replaced Broken sink w/ new.		Digester 3 Control Building	Replaced broken sink with new. Repaired / modified valves and piping for "soup" line.
Overhaul Pump for spare / stock		Grease Pump - West	Liberty Process performed overhaul on pump including new mechanical seal.
Annual service on Auger #3	24-Feb-25	2004 AUGER-DAWG G-30 4D088	Annual inspections and repair of Auger #3, Replaced hydraulic motor, rebuilt support hub, welded crack on backing plate.
Change oil & filter		2014 Honda Civic CNG	Changed oil and oil filter. Topped off fluids where necessary.
Repair center conveyor discharge pipe		Bar Screen Rag Compactor	Replaced broken 10" pipe with new. Procured extra pipe for spare.
Replace Discharge Force Main Air Relief Valves (1)		Centex Discharge Force Main	Swapped air relief valve with an overhauled assy. Overhauled valve assy that was removed.
3 Month exercise of landia Gate Valves		Digester 1 Mixing Pump	
Replace Discharge Force Main Air Relief Valves (2)		Hobson Discharge Force Main	Swapped air relief valves with an overhauled assy. Overhauled valve assys. that were removed.
6 months greasing of op station roof vent blowers		Operations Center	
2 Month grease of new WAS pump #2		WAS Pump 2 (Thickener Feed)	
CLEAN TWAS POLYMER EFFLUENT STRAINER		WAS Thickener Polymer System	
MONTHLY CLEANING OF TWAS HOPPERS		WAS Volute Thickener	
Replace Discharge Force Main Air Relief Valves (2)		Wroble Discharge Force Main	Swapped air relief valves with an overhauled assy. Overhauled valve assys that were removed.

Work Assignment	Completion Date	Equipment	NOTATIONS
Turn on and run Chlorine Contact Tank sweep arm	25-Feb-25	Chlorine Contact Tank	
Replace Discharge Force Main Air Relief Valves (4)		Liberty Park Dschrg Force Main	Swapped air relief valve with an overhauled assy.(2nd from station) Overhauled valve assy that was removed.
Roof fan - replace broken belt		Operations Center	Replaced broken belt on bldg. vent fan on ops. center roof.
Six Month Oil Change Primaries 1 & 2 Long Collector		Primary Clarifier 1	
		Primary Clarifier 2	
Replace Discharge Force Main Air Relief Valves (2)		Venard Discharge Force Main	Swapped air relief valves with an overhauled assy. Overhauled valve assys that were removed.
Semi-Annual Greasing Of Various Equipment	26-Feb-25	Chlorine Contact Tank	
2 MONTH EXERCISE OF W.A.S. MOYNO PUMPS 1 AND 3		Conc Tank Moyno Sludge Pump 1	
		Conc Tank Moyno Sludge Pump 3	
Semi-Annual Greasing Of Various Equipment		Digester 3	
		Digester 5	
		Excess Flow Clarifier 1	
		Excess Flow Clarifier 2	
		Excess Flow Clarifier 3	
		Excess Flow Clarifier 4	
		Grease Pump	
		Grease Pump - West	
Install heat trace on flash mixer sampler		Laboratory	Ran overhead extension cord to sampler to power sampler and heat trace for sampler line.
Semi-Annual Greasing Of Various Equipment		Microstrain Wastewater Pump 1	
		Microstrain Wastewater Pump 2	
Replace Discharge Force Main Air Relief Valves (3)		Northwest Discharge Force Main	Swapped air relief valve with an overhauled assy. Overhauled valve assy that was removed. Replaced 2 drain valves.
Repair Force Main Leak		Wroble Discharge Force Main	Determined location of leak, excavated, installed repair clamp and verified repair. Location: Fairview ave. ~75 yards S of 63rd st.
Check Sump Pumps at The WWTC and Administration Bldg.	27-Feb-25	Administration Center	
		Blower Building	
		Digester 1 and 2 Control Bldg	
Check V-Belt, Grease Pillow Block Bearing Heat Exchangers 2-5		Digester 1 Heat Exchanger	
		Digester 2 Heat Exchanger	
Check Sump Pumps at The WWTC and Administration Bldg.		Digester 3 Control Building	
Check V-Belt, Grease Pillow Block Bearing Heat Exchangers 2-5		Digester 3 Heat Exchanger	
Check Sump Pumps at The		Digester 4 - 5 Control	

Work Assignment	Completion Date	Equipment	NOTATIONS
WWTC and Administration Bldg. Check V-Belt, Grease Pillow Block Bearing Heat Exchangers 2-5		Buildg Digester 4 Heat Exchanger Digester 5 Heat Exchanger	
Check Sump Pumps at The WWTC and Administration Bldg.		Excess Flow Pump Station Excess Flow Sludge Pump House Grit Building Hypochlorite Feed Blg Interm Clarifier Sludge Bldg Maintenance Services Building Microstrainer Building Operations Center	
Procure shear pins for stock		Primary Clarifier 1 Primary Clarifier 2 Primary Clarifier 3 Primary Clarifier 4 Primary Clarifier 5 Primary Clarifier 6 Primary Clarifier 7 Primary Clarifier 8 Primary Clarifier 9	Procured spare shear pins for stock from Motion Industries.
Grease Pump Bearings on 1-6 RAS pumps		RAS Pump 1 RAS Pump 2 RAS Pump 3 RAS Pump 4 RAS Pump 5 RAS Pump 6	
Check Sump Pumps at The WWTC and Administration Bldg.		Raw Sewage Pump Station Tunnel/Chan Aeration Tank 1-11	
Replace flag & rope, repair access door	28-Feb-25	Administration Center	Replaced flag and rope with new. Replaced lock cylinder / keys for access door.
Elevator Inspection , no load hydraulic press test		Excess Flow Pump Station	No-load hydraulic pressure relief test & inspection performed, both passed inspection.
6 Month Oil Change On Bearings, Intermediate Pumps #1 & #2		Intermediate Sludge Pump 1 Intermediate Sludge Pump 2	
Quartely Flow Test In Maintenance Garage		Maintenance Services Building	
Elevator Inspection , no load hydraulic press test		Raw Sewage Pump Station	No-load hydraulic pressure relief test & inspection performed, both passed inspection.

DOWNERS GROVE SANITARY DISTRICT
M E M O

DATE: March 7, 2025

TO: Amy Underwood
General Manager

FROM: Todd Freer
Sewer System Maintenance Supervisor

RE: Monthly Report – February 2025

1.

JULIE Line Markings:	Current	Year to Date
Received	470	851
In District	411	740
Marked	165	292
Man Hours	77.5	139.5

2.

Building Service:	Current	Year to Date
BSSRAP TV Inspections	15	27
Emergency BSSRAP Repairs	10	14
Total BSSRAP Repairs	13	20
I&I Inspections	1	1
I&I C.O. Inspections	0	0
Replace Broken Cleanout Caps	0	0
OHSP TV Inspections	0	0
Post Rodding TV	5	5

3.

Sewer Back-Ups:	Current	Year to Date
Public Sewer	0	0
Private Sewer	15	43
Surcharged Main	0	0
Pump Station	0	0
Total	15	43

4.

	Current	Year to Date
Sewer Cleaning (DGSD Personnel):	37,620.0Ft.	37,620.0 Ft.
a. Sewer Cleaning (Outside Contractors)	0 Ft.	0 Ft.

5.

Main Sewer Televising (DGSD personnel)	668 Ft.	668 Ft.
a. Sewer Televising (Outside Contractors)	0 Ft.	0 Ft.

6.		Current	Year to Date
	LETS TV	0	0
7.			
	Manhole Inspections	27	27

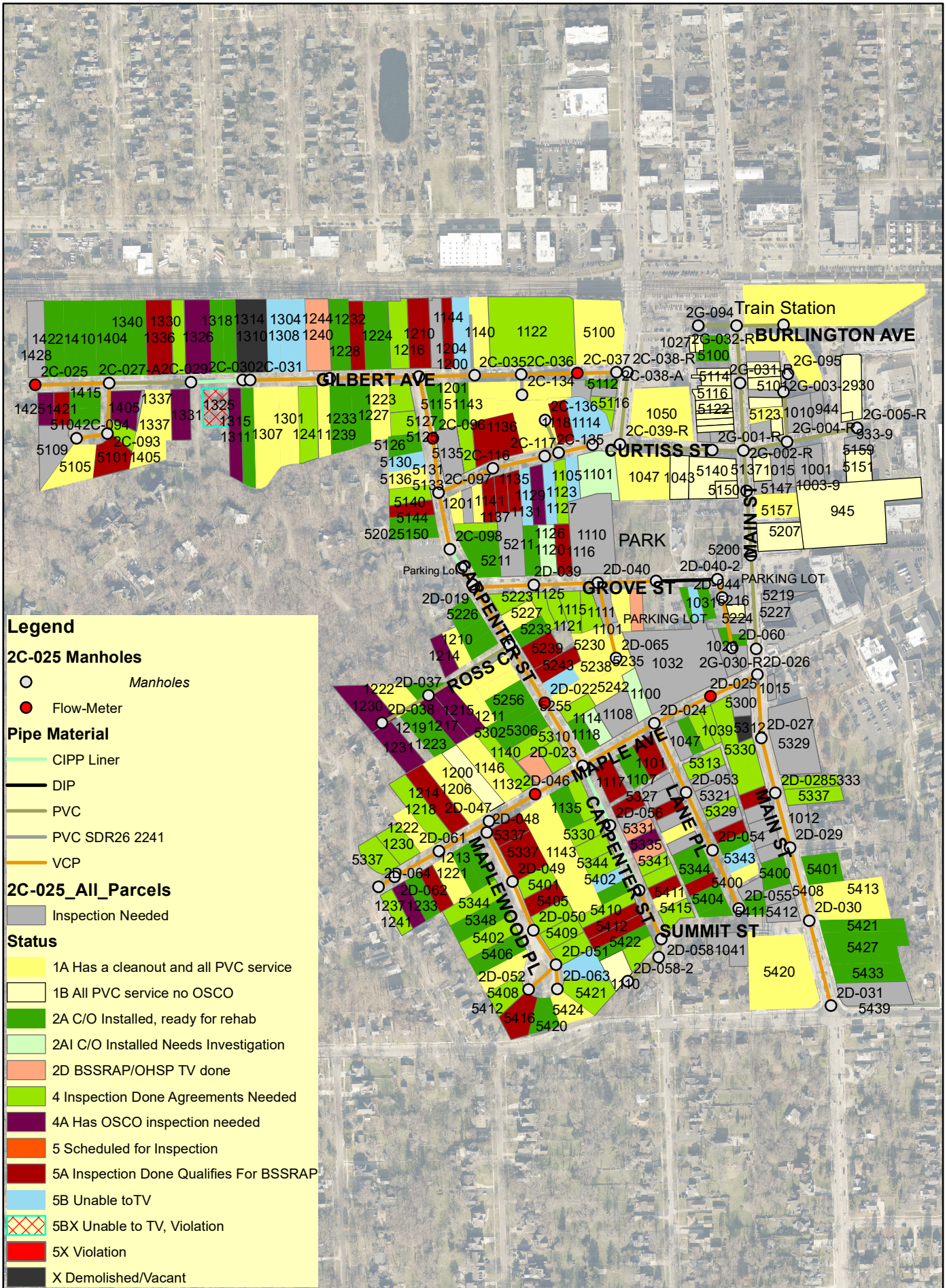
8. Infiltration/Inflow Removal Work

Inspection efforts on private property under the I/I program with the intention of conducting I/I removal are on-going in the 2C-025 basin in downtown Downers Grove. A map showing progress for the 2C-025 is included herein, as well as a summary sheet. Group “G” inspections are still being performed that include Main Street and Lane Place properties.

9. Alan Hartigan, Angel Lozada, and Todd Freer attended the WWETT Show in Indianapolis on February 17th – 19th. The goal was to evaluate sewer system televising equipment and vehicles as well as PACP software for pipe evaluation. The second goal was to meet with VacCon to discuss the modifications that are currently being completed to the DGSD truck at their factory in Florida. VacCon indicated at that time the modifications should be completed in the first half of March. The vehicle will be warranted as if it were a new vehicle built today. VacCon also offered, expenses paid, for Alan Hartigan to be flown down to QC the vehicle to DGSD’s satisfaction.
10. The Wrobel Force Main located near 6301 Farview Avenue had broken in another location very near the previous repair done in April of 2022. Section FMW-008 to FMW-007 was repaired the following day. Overflow unfortunately affected a storm sewer but the station was diverted to gravity immediately after discovery to stop the overflow. All affected agencies were contacted and clean-up of the storm system was performed promptly.

CC: AES, JMW, KJR, RTJ, MJS, DM, CS, KWS, ME

2C-025 I&I Investigation Status



STATUS OF PARCELS 2C-025 I&I INVESTIGATION

Category	Inspections Scheduled	Inspections Completed	Application Received	Agreements Signed	Cleanout Installed	Service Rehab Done	Totals	Total as Percentage
1A	Y	Y	N	Y	Y	N/A	50	17%
1B	Y	Y	N	N	N	N/A	27	9%
2A	Y	Y	Y	Y	Y	N	45	16%
2AI	Y	Y	Y	Y	Y	N	4	1%
2B	Y	Y	Y	Y	Y	N	0	0%
2D	Y	Y	Y	N	N	N	4	1%
4	Y	Y	N	N	N	N	50	17%
4A	N	N	N	N	N/A	N	13	5%
5	Y	N	N	N	N	N	1	1%
5A	Y	Y	N	N	N	N	33	12%
5AX	Y	Y	N	N	N	N	0	0%
5B	Y	N	N	N	N	N	14	5%
5BX	Y	N	N	N	N	N	0	0%
0	N	N	N	N	N	N	43	15%
X	-	-	-	-	-	-	3	1%
5X	-	-	-	-	-	-	0	0%
							<u>288</u>	<u>100%</u>

Category Description:

- 1A - PVC service with cleanout
- 1B - All PVC no Cleanout
- 2A - Cleanout installed, ready for rehab
- 2AI C/O Installed Needs Investigation

- 3 - Program application received (executed agreements needed)
- 3A - Released to contractor for cleanout installation
- 4 - Inspection completed (Program application needed)
- 4A - Has an existing cleanout
- 5 - Inspections scheduled
- 5A - Inspection done - BSSRAP needed (qualifying defects or obstructions seen during TV)
- 5AX - Violation, BSSRAP needed
- 5B - Unable to TV
- 5BX - Unable to TV Violation
- 0 - Inspection Needed
- X2 - Vacant not Disconnected

27% Complete

2024 Basin I&I Ranking = 7

2B - Ready for rehab

DOWNERS GROVE SANITARY DISTRICT
M E M O

DATE: March 10, 2025

TO: Amy R. Underwood
General Manager

FROM: Keith Shaffner
Sewer Construction Supervisor

RE: Monthly Report: Sewer Construction \ Code Enforcement – February 2025

- | 1. | Permits issued: | Current | Year to Date |
|----|-----------------|----------|--------------|
| a. | Single family | 3 | 7 |
| b. | Multiple family | 0 | 0 |
| c. | Commercial | 1 | 2 |
| d. | Repair | 3 | 3 |
| e. | Disconnection | <u>4</u> | <u>7</u> |
| | Total | 11 | 19 |
-
- | 2. | Inspections made: | Current | Year to Date |
|----|------------------------|----------|--------------|
| a. | Connections | 1 | 4 |
| b. | Finals | 5 | 8 |
| c. | Repairs | 5 | 5 |
| d. | Disconnects | 5 | 6 |
| f. | Walk-Thru | 0 | 0 |
| g. | Pre-connections | 0 | 0 |
| h. | Overhead Sewer Program | 0 | 0 |
| i. | Code Enforcement | 0 | 1 |
| j. | Lateral testing | <u>2</u> | <u>4</u> |
| | Total | 18 | 28 |
3. New Sewer Extension Construction:
None
4. New Sewer Extension Testing - air, deflection, manhole, and televising:
None
5. Code Enforcement:
None

6. Plan & Permit Reviews:
 - a. 1362 Butterfield – Commercial
 - b. 4008 N. Adams – Single Family Home
 - c. 5200 Fairview – Multi Family

7. Building Sanitary Service Access Agreements:
 - a. 4816 Elm – Downers Grove
 - b. 432 Wilson – Downers Grove
 - c. 4621 Linscott – Downers Grove

8. Illinois EPA Permits:

5200 Fairview – 13 Unit Townhomes – 46 PE

9. Miscellaneous:

None

CC: AES, JMW, ME, KJR, RTJ, MJS, TF, CS & DM

Permits Issued: FEBRUARY 2025

YEAR	PERMIT #	ADDRESS	STREET	CITY	ISSUE	TYPE	TAP FEE	INSP FEE
2025	10	814	OGDEN	DG	2/4/2025	DISCON		
2025	11	816	OGDEN	DG	2/4/2025	DISCON		
2025	12	818	OGDEN	DG	2/4/2025	DISCON		
2025	3	4816	ELM	DG	2/7/2025	SF-RB		\$273.00
2025	13	6901	CAMDEN	DG	2/7/2025	REPAIR		
2025	14	33 W	NAPERVILLE	W	2/10/2025	REPAIR		
2025	6	432	WILSON	DG	2/11/2025	SF	\$3,860.50	\$273.00
2025	7	4621	LINSCOTT	DG	2/11/2025	SF-RB		\$273.00
2025	15	1922	CURTISS D	DG	2/18/2025	DISCON		
2025	20	1100	CANDLEWOOD	DG	2/20/2025	REPAIR		
2025	19	1362	BUTTERFIELD	DG	2/24/2025	COM	\$25,369.00	\$452.00
TOTAL:							\$29,229.50	\$1,271.00

Permit Final Inspections: FEBRUARY 2025

YEAR	PERMIT #	ADDRESS	STREET	CITY	FINAL
2023	75	7128	MATTHIAS	DG	2/6/2025
2023	74	7124	MATTHIAS	DG	2/6/2025
2024	6	4645	LINSCOTT	DG	2/7/2025
2023	90	4327	ELM	DG	2/24/2025
2023	42	1234	ARNOLD	DG	2/25/2025

Progress Report

To: Amy Underwood, General Manager
From: Reese Berry, Laboratory Supervisor
Date: March 12, 2025
Re: February 2025 Laboratory Report

DGSD had zero excess flow sampling events during February 2025. DGSD had zero NPDES excursions during the month of February 2025.

Biosolids:

All data from the January sampling period was received. Biosolids data for Class A product was well below concentration limits. We sampled for our quarterly Class B product and that data was also well below concentration limits for Class B hauling projects.

Pretreatment:

The Dental Amalgam project has been completed. Now we will update with new locations and as current locations are transitioned to new ownership. These events will require a new filing of the Dental Amalgam form.

We have received all location Self Monitoring Reports (SMR) from July-December 2024, with all data being below their permitted concentration limits.

We will begin completing the Annual Pretreatment Report due to US EPA Region V in April 2025.

We provided comments to B&W on the draft Pretreatment Ordinance revisions.

Biowin Modeling/Sampling:

During the month of February, we completed 4 sampling events for this project. B&W stated the more data they have, the better, so we are collecting data daily for this project as well. We hope to do 1-2 sampling events each week from all sample points identified within the plant.

We submitted the first set of data to B&W for review. We are waiting to hear back on how to proceed or alter the current project. Until then, we will continue to sample and collect data.

C: AES, JMW, ME, KJR, RTJ, MJS, CSS, DM

To: Board of Trustees
From: Amy Underwood
Re: Engineering Report for February 2025
Date: March 14, 2025

A summary of the status of several projects is provided below. The Baxter & Woodman (B&W) project status report dated March 14, 2025, is attached for your information.

I. Planning Projects & Studies

A. Biosolids Processing Improvements

District staff provided comments on the technical memorandum to B&W.

B. Maple Grove Bridge and Sanitary Sewer Replacement Project Feasibility Study

No update was received from the Forest Preserve District of DuPage County for this month. The Phase I engineering will be done in 2025.

II. Design Projects

A. 1-G-004 to 1-G-004A (Rogers St) Sewer Replacement

A No Permit Required Letter was received from the U.S. Army Corps of Engineers for this project. B&W has confirmed with BNSF Railroad that no permit is required as the work falls underneath our existing easement agreement. This project is planned to advertise for bids on March 20. The bid opening is scheduled for April 8.

B. Wroble Force Main Repair

This project is planned to advertise for bids on March 20. The bid opening is scheduled for April 8.

C. Blower Room (Mercury) Clean Up

Bids were opened on February 27. District staff will request approval from the Board to award the project to the lowest responsive, responsible bidder, Valor Technologies, at the March 18 Board meeting.

III. Construction Projects

A. Centex Lift Station Replacement

No pay request was submitted this month.

A	Original Contract Sum	A		\$1,455,000.00
B	Net Change by Change Orders to Date	B	+	\$0.00
C	Contract Sum to Date	A+B = C		<hr/> \$1,455,000.00
D	Total Completed and Stored to Date	D		\$1,313,694.22
E	Retainage	E	-	\$131,369.42
F	Total Earned Less Retainage	D-E= F		<hr/> \$1,182,324.80
G	Less Previous Certificates for Payment	Previous Payments	-	\$1,182,324.80
H	Current Payment Due	F-G= H		<hr/> \$0.00
I	Balance to Finish, including Retainage	C-F=I		\$272,675.20

B&W continues to negotiate change orders with Berger. A credit is expected.

Please refer to the Maintenance monthly report for information on the construction status.

B. Outfall 001 Sanitary Sewer Repair

No pay request was submitted this month.

B&W is working with Archon to close out the project. This will include a three-year maintenance bond for establishment of the wetland plantings.

C. Venard Force Main Replacement

No pay request was submitted this month.

A	Original Contract Sum	A		\$669,021.00
B	Net Change by Change Orders to Date	B	+	\$9,595.29
C	Contract Sum to Date	A+B = C		<hr/> \$678,616.29
D	Total Completed and Stored to Date	D		\$634,083.33
E	Retainage	E	-	\$12,681.67
F	Total Earned Less Retainage	D-E= F		<hr/> \$621,401.66
G	Less Previous Certificates for Payment	Previous Payments	-	\$621,401.66
H	Current Payment Due	F-G= H		<hr/> \$0.00
I	Balance to Finish, including Retainage	C-F=I		\$57,214.63

The reflective pavement marking and a small amount of sod will be installed in Spring when the weather allows it.

D. SCADA Platform Replacement (Ignition)

A payment request from Concentric for this project is included in the March Claim Ordinance.

Engineer's Fee	\$236,300.00
Total Completed to Date	\$236,299.25
Less Previous Payments	<u>-\$227,252.89</u>
Current Payment Due	<u>\$ 9,046.36</u>
Remaining	\$0.75

Concentric continues to work on screens for the WWTC.

The transition from Hach WIMS to WIMS Classic was made at the end of February.

E. WWTC Gas Detection System – SCADA Integration

A payment request from Concentric for this project is included in the March Claim Ordinance.

Engineer’s Fee	\$28,300.00
Total Completed to Date	\$12,521.02
Less Previous Payments	<u>-\$4,891.87</u>
Current Payment Due	<u>\$7,629.15</u>
Remaining	\$15,778.88

Concentric is preparing the new SCADA screen.

F. WWTC Gas Detection System

A payment request from Connelly Electric Co. for this project is included in the March Claim Ordinance.

A	Original Contract Sum	A		\$312,000.00
B	Net Change by Change Orders to Date	B	+	\$0.00
C	Contract Sum to Date	A+B = C		<u>\$312,000.00</u>
D	Total Completed and Stored to Date	D		\$202,280.00
E	Retainage	E	-	\$20,228.00
F	Total Earned Less Retainage	D-E= F		<u>\$182,052.00</u>
G	Less Previous Certificates for Payment	Previous Payments	-	\$125,352.00
H	Current Payment Due	F-G= H		<u>\$56,700.00</u>
I	Balance to Finish, including Retainage	C-F=I		\$129,948.00

Delivery of the controllers is expected in the last week of March. Connelly is expecting the project to be substantially complete by the end of April.

G. 2024 Sewer Rehabilitation (Lining)

No pay request was submitted this month.

A	Original Contract Sum	A		\$1,497,724.00
B	Net Change by Change Orders to Date	B	-	\$62,310.00
C	Contract Sum to Date	A+B = C		<u>\$1,435,414.00</u>
D	Total Completed and Stored to Date	D		\$1,265,761.80
E	Retainage	E	-	\$126,576.18
F	Total Earned Less Retainage	D-E= F		<u>\$1,139,185.62</u>
G	Less Previous Certificates for Payment	Previous Payments	-	\$1,139,185.62
H	Current Payment Due	F-G= H		<u>\$0.00</u>
I	Balance to Finish, including Retainage	C-F=I		\$296,228.38

The work is complete except for the grouting, which will be completed in the spring.

C: BOLI, CS, DM

Downers Grove Sanitary District

Client Manager:
Derek Wold
dwold@baxterwoodman.com
815-444-3335

Project Status Report Issued On: 3/14/2025

Project Title/Job	Project Manager	Tasks Completed This Period	Milestones Next Period/ Due Date	Non-Scope Work	Action Items	Estimated Completion
Flow Monitoring Job Number: [0050739.90]	Shane Firsching 815-444-3395 sfirsching@baxterwoodman.com	Review weekly uploads.	Assist District with weekly upload reviews.		None.	12/31/2024
Outfall Sewer Sag CS Job Number: [0180237.60]	Reggie Jansen 815-444-3391 rjansen@baxterwoodman.com	Requested final pay estimate documents from Contractor.. Spoke with Contractor on 2/24 about providing final documents	Project closeout tasks, submit final pay estimate once received from contractor.			8/31/2024
Centex PS Replacement - CS Job Number: [0181059.60]	Reggie Jansen 815-444-3391 rjansen@baxterwoodman.com	Navigate VFD and power issues ongoing at the station. Scheduled weekly meetings with all parties to discuss progress and solutions.	Continue to resolve ongoing electrical issues on site. Closeout Project.			8/31/2024
Venard Force Main CS Job Number: [0230402.60]	Reggie Jansen 815-444-3391 rjansen@baxterwoodman.com	Project closeout tasks as needed by the District	Project closeout tasks as needed by the District			11/29/2024
Pretreatment Assist 2024 Job Number: [2325513.01]	Nichie Schaeffer 815-444-3372 nschaeffer@baxterwoodman.com	Ordinance - Received District comments General PT Assistance - None Arrow Gear Permit - None	Review and address District Ordinance review comments. Review surveys from the list of prohibited dischargers group and provide any recommendations or observations. Await any new tasks as assigned by the District.	None.	District to review draft ordinance and provide comments.	4/30/2025
CGD System CS Job Number: [2325851.01]	Jason Ruffatti 815-444-3237 jruffatti@baxterwoodman.com	Ongoing submittal review & RFIs.	RFIs and installation inspections.			12/31/2024
Biosolids Study Job Number: [2326169.00]	Jason Ruffatti 815-444-3237 jruffatti@baxterwoodman.com	Sent final study to DGSD on 12/26/24.	Address Amy's report comments.		Get meeting with Amy to review report comments.	1/1/2024

Project Title/Job	Project Manager	Tasks Completed This Period	Milestones Next Period/ Due Date	Non-Scope Work	Action Items	Estimated Completion
1-G-004 to 1-G-004A Sewer Replacement Job Number: [2400580.00]	Shane Firsching 815-444-3395 sfirsching@baxterwoodman.com	Prepare drawings. Prepare specifications. Coordinate with USACE on Jurisdictional Determination Form. Receive USACE Jurisdictional Determination. Prepare Stormwater Permit application to Village of Downers Grove. Coordinate with BNSF on requirements for proposed work. Coordinate with Village of Downers Grove on proposed traffic detour.	Perform QAQC reviews of plans and manual. Set bidding schedule. Receive Stormwater Permit from Village of Downers Grove.		Provide QAQC comments.	4/30/2025
Wroble Force Main Repair Job Number: [2400581.00]	Shane Firsching 815-444-3395 sfirsching@baxterwoodman.com	Coordinate with District on temporary bypass pumping plan. Submit DuPage DOT Permit Application. Submit MOT to Village of Downers Grove for permit approval. Coordinate with DuPage Water Commission on location of existing 48-inch water main. Distribute Plans to JULIE Members for final conflict review. Perform QAQC Peer and Constructability reviews. Prepare Plans. Prepare Manual.	Revise Plans and Manual per QAQC review comments. Advertise project. Assist Bidders. Attend Pre-Bid Conference. Receive roadway permits (Village of Downers Grove and DuPage DOT).		None.	12/31/2024
2024 Sanitary Rehab CS Job Number: [2400754.01]	Reggie Jansen 815-444-3391 rjansen@baxterwoodman.com	General construction administration and project closeout tasks as needed by the District.	General construction administration and project closeout tasks as needed by the District.			1/31/2025
Facility Plan Job Number: [2400988.00]	Jason Ruffatti 815-444-3237 jruffatti@baxterwoodman.com	Basis of Design completion.	Planning for equipment site visit in late March/early April.		Looking for population data from DGSD for future flow projections.	5/1/2026

DOWNERS GROVE SANITARY DISTRICT CASH BALANCES AND INVESTMENT SCHEDULE
DATE: 2/28/2025

CASH BALANCES		2/28/2025 BALANCE PER BANK STATEMENT	PREVIOUS MONTH AS OF 01/31/2025					
			BALANCE PER BANK STATEMENT	MONTHLY EARNINGS CREDIT	EARNINGS CREDIT APPLIED TO BANK FEES	NET MONTHLY EARNINGS CREDIT	YTD CUMULATIVE EARNINGS CREDIT	INT EARNED ON FUNDS IN EXCESS OF PEG BALANCE
ACCOUNT NAME	ACCOUNT NUMBER							
DEPOSIT	XXXXXXXX1116	\$1,320,346.19	\$2,396,131.69					
DISBURSEMENT	XXXXXXXX1111	\$275,337.45	215,913.63					
FLEXIBLE BENEFITS	XXXXXXXX6025	\$8,211.04	13,321.22					
PAYROLL	XXXXXXXX1117	\$218,890.12	213,998.40					
PETTY CASH	XXXXXXXX1112	\$4,153.01	2,815.88					
USER REFUNDS	XXXXXXXX1114	\$6,293.27	6,263.19					
TOTAL - CASH AT BANK		\$1,833,231.08	\$1,945,201.84	\$1,258.76	\$1,649.27	(\$390.51)	\$10,667.66	\$819.58

INVESTMENTS						GENERAL CORPORATE FUND (01)	IMPROVEMENT FUND (02)	CONSTRUCTION FUND (03)	PUBLIC BENEFIT FUND (05)	SEWER EXTENSION FUND (71)	INTEREST EARNED AT MATURITY
TYPE	FINANCIAL INSTITUTION	TERM	MATURITY	AMOUNT	ANNUAL INT. RATE						
CD	LISLE SAVINGS BANK	9 MOS	2/20/2025	\$0.00	4.800%	\$0.00	\$250,000 MATURED AND TRANSFERRED TO SCHWAB				\$0.00
CD	EVERGREEN BANK GROUP	12 MOS	2/24/2025	\$0.00	4.850%	\$0.00	\$259,023.64 MATURED AND \$250,000 TRANSFERRED TO SCHWAB				\$0.00
CD	TRISTATE CAPITAL BANK	24 MOS	8/9/2026	\$250,000.00	4.000%			\$250,000.00			\$20,000.00
TOTAL CDs				\$250,000.00	4.000%	\$0.00	\$0.00	\$250,000.00	\$0.00	\$0.00	\$20,000.00

TYPE	FINANCIAL INSTITUTION	TERM	LAST ACTION DATE	AMOUNT	CURRENT RATE OF RETURN					ESTIMATED ANNUAL RETURN	
MM	BANKFINANCIAL	ONGOING	6/21/2023	\$252,992.49	4.150%	\$252,992.49				\$10,499.19	
MM	TRISTATE CAPITAL BANK	ONGOING	4/16/2021	\$11.91	3.230%			\$11.91		\$0.38	
TOTAL MM ACCOUNTS				\$253,004.40	4.150%	\$252,992.49	\$0.00	\$11.91	\$0.00	\$0.00	\$10,499.57
SCHWAB - US TREASURIES	ONGOING		2/28/2025	\$3,754,672.46	SEE ATTACHED	\$3,754,672.46					SEE ATTACHED
ILLINOIS FUNDS - MONEY MARKET				\$5,766,549.92	4.504%	\$3,253,005.42	\$925,719.31	\$1,587,825.19	\$0.00	\$0.00	\$259,725.41
TOTAL - ALL INVESTMENTS				\$10,024,226.78		\$7,260,670.37	\$925,719.31	\$1,837,837.10	\$0.00	\$0.00	

TOTAL CASH AND INVESTMENTS **\$11,857,457.86**

NOTES:

As of October 2024, any "Net Monthly Earnings Credits" in excess of the "Earnings Credit Applied to Bank Fees" accumulate and roll forward into the "YTD Cumulative Earnings Credit". The "YTD Cumulative Earnings Credit" will reset to \$0 annually at the end of our fiscal year. The Monthly Earnings Credit Rate was 1.45% for January 2025 and was applied to any balances that did not earn interest.

In addition, we earn cash interest on all Chase daily balances in excess of the the peg balance. As of 1/16/2025, the Treasurer determined that there are adequate Cumulative Earnings Credits to cover the estimated Bank Fees through the end of the fiscal year. Therefore, the Treasurer reduced peg balance to \$10,000 to use and deplete the Cumulative Earnings Credits which will reset to \$0 on 05/01/25. Reducing this balance allows us to earn interest on a larger portion of our working cash. The interest rate for January 2025 was 1.35%. We will likely reset this peg balance on 5/1/25 to cover monthly bank fees and begin to build Cumulative Earnings Credits with any excess.

SCHWAB INVESTMENTS

2/28/2025

	QUANTITY/PAR	2/28/2025		PURCHASE PRICE(\$)	AT DATE OF PURCHASE COST BASIS/PURCHASE PRICE	2/28/2025	
		CURRENT MARKET PRICE(\$)	SCHWAB MARKET VALUE			MARK TO MARKET UNREALIZED GAIN/(LOSS)	
912797NC7 US TREASURY	680,000.00	\$ 99.389000	\$ 675,845.20	\$ 97.848100	\$ 665,367.28	\$ 10,477.92	
912797MG9 US TREASURY	517,000.00	\$ 98.181410	\$ 507,597.89	\$ 96.757000	\$ 500,233.69	\$ 7,364.20	
912797MS3 US TREASURY	693,000.00	\$ 97.594870	\$ 676,332.45	\$ 96.137700	\$ 666,234.63	\$ 10,097.82	
91282CHM6 US TREASURY NOTE	491,000.00	\$ 100.593750	\$ 493,915.31	\$ 100.533500	\$ 493,619.56	\$ 295.75	
91282CLP4 US TREASURY NOTE	673,000.00	\$ 99.203120	\$ 667,637.00	\$ 98.913000	\$ 665,684.49	\$ 1,952.51	
38150VN39 (NEW) GOLDMAN SACHS CD 12 MO 4.2%	250,000.00	\$ 99.962200	\$ 249,905.50	\$ 100.000000	\$ 250,000.00	\$ (94.50)	
FIXED INCOME - POSITIONS			\$ 3,271,233.35		\$ 3,241,139.65	\$ 30,093.69	
CASH*			\$ 500,000.00		\$ 500,000.00		
MONEY FUND (SNSXX)			\$ 11,720.89	ORIG EXCESS CASH BAL	\$ 624.07		
DIVIDENDS AND INTEREST EARNED**				CUMULATIVE THRU 1/31/2025	\$ 11,085.86		
				THIS MONTH 2/28/2025	\$ 10.96		
91282CLP4 / ACCRUED INTEREST PAID AT PURCHASE DATE 10/28/24					\$ 1,811.92		
TOTAL	3,304,000.00	MARKET VALUE	\$ 3,782,954.24	INVESTMENT SCH TOTAL	\$ 3,754,672.46		
91282CLP4 / ACCRUED INTEREST PAID AT PURCHASE DATE 10/28/24					\$ (1,811.92)		
UNREALIZED GAIN/(LOSS)				2/28/25 YTD	\$ 30,093.69		
ENDING MARKET VALUE AS REPORTED ON SCHWAB STATEMENT				2/28/2025	\$ 3,782,954.23		

OVERALL WE INVESTED AN ADDITIONAL \$750,000 AT SCHWAB IN FEBRUARY BY DRAWING DOWN FUNDS FROM THREE MATURING CD'S:

STEARNS BANK - MATURED 1/17/25	\$	250,000.00	38150VN39 (NEW) GOLDMAN SACHS CD 12 MO 4.2%
LISLE SAVINGS BANK - MATURED 2/20/25	\$	250,000.00	*
EVERGREEN BANK GROUP - MATURED 2/24/25	\$	250,000.00	*

* Pending order as of 2/28/25 temporarily held as CASH at Schwab waiting to purchase four CD's (\$125,000.00 each) totaling \$500,000.

**All earned Dividends and Interest will be automaticall reinvested into the Money Fund (SNSXX) each month.



A Message About Your Account

Industry Fee Announcement

Effective January 1, 2025, the Exchange Process Fee will be renamed the Industry Fee. For more information, please refer to the Charles Schwab Pricing Guide. (0125-9AU7)

Positions - Summary

Beginning Value as of 02/01	+	Transfer of Securities(In/Out)	+	Dividends Reinvested	+	Cash Activity	+	Change in Market Value	=	Ending Value as of 02/28	Cost Basis	Unrealized Gain/(Loss)
\$3,023,910.29		\$0.00		(\$7.73)		\$750,010.96		\$9,040.72		\$3,782,954.24	\$3,241,139.65	\$30,093.70

Values may not reflect all of your gains/losses; Schwab has provided accurate gain and loss information wherever possible for most investments. Cost basis may be incomplete or unavailable for some of your holdings and may change or be adjusted in certain cases. Statement information should not be used for tax preparation, instead refer to official tax documents. For additional information refer to Terms and Conditions.

Cash and Cash Investments

Type	Symbol	Description	Quantity	Price(\$)	Beginning Balance(\$)	Ending Balance(\$)	Change in Period Balance(\$)	Pending/Unsettled Cash(\$)	Interest/ Yield Rate	% of Acct
Bank Sweep		CHARLES SCHWAB BANK ^{X,Z}			11,709.93	251,000.00	239,290.07		0.05%	7%
Bank Sweep		SCHWAB PREMIER BANK ^{X,Z}			0.00	249,000.00	249,000.00		0.05%	7%
Money Fund (Non-Sweep)	SNSXX	SCHWAB US TREASURY MONEY ⁰	11,720.8900	1.0000		11,720.89	11,720.89			<1%
Total Cash and Cash Investments					\$11,709.93	\$511,720.89	\$500,010.96			14%

Positions - Fixed Income

Symbol/ CUSIP	Description	Coupon	Maturity Date	Quantity/Par	Price(\$)	Market Value(\$)	Adj Cost Basis/ Orig Cost Basis(\$)	Unrealized Gain/(Loss)(\$)	Yield to Maturity	Est. Annual Income(\$)	Accrued Income(\$)	% of Acct
912797NC7	US TREASURY		04/24/25	680,000.0000	99.38900	675,845.20	665,367.28 665,367.28	10,477.92	4.51%	N/A	0.00	18%
912797MG9	US TREASURY		08/07/25	517,000.0000	98.18141	507,597.89	500,233.69 500,233.69	7,364.20	4.35%	N/A	0.00	13%
912797MS3	US TREASURY		10/02/25	693,000.0000	97.59487	676,332.45	666,234.63 666,234.63	10,097.82	4.33%	N/A	0.00	18%
91282CHM6	US TREASUR NT Moody's: NR S&P: NR	4.5%	07/15/26	491,000.0000	100.59375	493,915.31	493,619.56 493,619.56	295.75	4.17%	22,095.00	2,746.62	13%



Positions - Fixed Income (continued)

Symbol/ CUSIP	Description	Coupon	Maturity Date	Quantity/Par	Price(\$)	Market Value(\$)	Adj Cost Basis/ Orig Cost Basis(\$)	Unrealized Gain/(Loss)(\$)	Yield to Maturity	Est. Annual Income(\$)	Accrued Income(\$)	% of Acct
91282CLP4	US TREASUR NT	3.5%	09/30/26	673,000.0000	99.20312	667,637.00	665,684.49 665,684.49	1,952.51	4.09%	23,555.00	9,836.15	18%
38150VN39	GOLDMAN SACHS BAN Moody's: NR S&P: NR	4.2%	02/11/26	250,000.0000	99.96220	249,905.50	250,000.00 250,000.00	(94.50)	4.20%	N/A	517.81	7%
Total Fixed Income				3,304,000.0000		\$3,271,233.35		\$30,093.70		\$45,650.00	\$13,100.58	86%

Accrued Income represents the interest that would be received if the fixed income investment was sold prior to the coupon payment.
Yield to Maturity is the annualized rate of return earned if held until maturity date.

Transactions - Summary

Beginning Cash* as of 02/01	+	Deposits	+	Withdrawals	+	Purchases	+	Sales/Redemptions	+	Dividends/Interest	+	Expenses	=	Ending Cash* as of 02/28
\$11,709.93		\$750,000.00		\$0.00		(\$261,720.89)		\$0.00		\$10.96		\$0.00		\$500,000.00

Other Activity **\$0.00** Other activity includes transactions which don't affect the cash balance such as stock transfers, splits, etc.

*Cash (includes any cash debit balance) held in your account plus the value of any cash invested in a sweep money fund.





Pending / Open Activity

Activity Type	Date	Action	Symbol/ CUSIP	Description	Market Price/ Rate per Share(\$)	Quantity	Limit Price(\$)	Settle/ Payable Date	Expiration Date	Amount(\$)
Pending	02/28	Purchase	27002YHJ8	EAGLEBANK	4.2%26	125,000.0000		100.0000	03/07	(125,000.00)
		Purchase	59013K5F9	MERRICK BANK	4.25%27	125,000.0000		100.0000	03/10	(125,000.00)
		Purchase	61690DT81	MORGAN STANLEY B	4.25%26	125,000.0000		100.0000	03/05	(125,000.00)
		Purchase	06405VHE2	THE BANK OF NEW Y	4.3%25	125,000.0000		100.0000	03/07	(125,000.00)
Total Pending Transactions										(\$500,000.00)

Pending transactions are not included in account value.

Endnotes For Your Account

- ◇ Dividends paid on this security will be automatically reinvested.
- X Bank Sweep deposits are held at one or more FDIC-insured Program Banks. Charles Schwab & Co., Inc. is not an FDIC-insured bank and deposit insurance covers the failure of an insured bank. Certain conditions must be satisfied for FDIC insurance coverage to apply. Please review the Cash Features Program Disclosure Statement for a list of the Program Banks at schwab.com/cashfeaturesdisclosure.

- Z For the Bank Sweep and Bank Sweep for Benefit Plans features, interest is paid for a period that differs from the Statement Period. Balances include interest paid as indicated on your statement by Schwab or one or more of its Program Banks. These balances do not include interest that may have accrued during the Statement Period after interest is paid. The interest paid may include interest that accrued in the prior Statement Period.

Terms and Conditions

GENERAL INFORMATION AND KEY TERMS: This Account statement is furnished solely by Charles Schwab & Co., Inc. ("Schwab") for your Account at Schwab ("Account"). Unless otherwise defined herein, capitalized terms have the same meanings as in your Account Agreement. If you receive any other communication from any source other than Schwab which purports to represent your holdings at Schwab (including balances held at a Depository Institution) you should verify its content with this statement. **Accrued Income:** Accrued Income is the sum of the total accrued interest and/or accrued dividends on positions held in your Account, but the interest and/or dividends have not been received into your Account. Schwab makes no representation that the amounts shown (or any other amount) will be received. Accrued amounts are not covered by SIPC account protection until actually received and held in the Account. **AIP (Automatic Investment Plan) Customers:** Schwab receives remuneration in connection with certain transactions effected through Schwab. If you participate in a systematic investment program through Schwab, the additional information normally detailed on a trade confirmation will be provided upon request. **Average Daily Balance:** Average daily composite of all cash balances that earn interest and all loans from Schwab that are charged interest. **Bank Sweep and Bank Sweep for Benefit Plans Features:** Schwab acts as your agent and custodian in establishing and maintaining your Deposit Account(s) as a feature of your brokerage Account(s). Deposit accounts held through these bank sweep features constitute direct obligations of one or more FDIC insured banks ("Program Banks") that are not obligations of Schwab. Funds swept to Program Banks are eligible for deposit insurance from the FDIC up to the applicable limits for each bank for funds held in the same insurable capacity. The balance in the Deposit Accounts can be withdrawn on your order and the proceeds returned to your brokerage Account or remitted to you as provided in your Account Agreement. For information on FDIC insurance and its limits, as well as other important

disclosures about the bank sweep feature(s) in your Account(s), please refer to the Cash Features Disclosure Statement available online or from a Schwab representative. **Cash:** Any Free Credit Balance owed by us to you payable upon demand which, although accounted for on our books of record, is not segregated and may be used in the conduct of this firm's business. **Dividend Reinvestment Customers:** Dividend reinvestment transactions were effected by Schwab acting as a principal for its own account, except for the reinvestment of Schwab dividends, for which an independent broker-dealer acted as the buying agent. Further information on these transactions will be furnished upon written request. **Gain (or Loss):** Unrealized Gain or (Loss) and Realized Gain or (Loss) sections ("Gain/Loss Section(s)") contain a gain or a loss summary of your Account. This information has been provided on this statement at the request of your Advisor, if applicable. This information is not a solicitation or a recommendation to buy or sell. **Schwab does not provide tax advice and encourages you to consult with your tax professional. Please view the Cost Basis Disclosure Statement for additional information on how gain (or loss) is calculated and how Schwab reports adjusted cost basis information to the IRS.** **Interest:** For the Schwab One Interest, Bank Sweep, and Bank Sweep for Benefit Plans features, interest is paid for a period that may differ from the Statement Period. Balances include interest paid as indicated on your statement by Schwab or one or more of its Program Banks. These balances do not include interest that may have accrued during the Statement Period after interest is paid. The interest paid may include interest that accrued in the prior Statement Period. For the Schwab One Interest feature, interest accrues daily from the second-to-last business day of the prior month and is posted on the second-to-last business day of the current month. For the Bank Sweep and Bank Sweep for Benefit Plans features, interest accrues daily from the 16th day of the prior month and is credited/posted on the first business day after the 15th of the current

Board of Trustees
Amy E. Sejnost
President
Jeremy M. Wang
Vice President
Mark Eddington, P.E.
Clerk



General Manager
Amy R. Underwood, P.E.

Legal Counsel
Daniel McCormick, P.C.

2710 Curtiss Street
P.O. Box 1412
Downers Grove, IL 60515-0703
Phone: 630-969-0664
Fax: 630-969-0827
www.dgsd.org

Providing a Better Environment for South Central DuPage County

MEMORANDUM

To: Board of Trustees
From: Amy R. Underwood, General Manager
Date: March 14, 2025
Subject: Treasurer's Report for February 2025

Attached please find the subject report that tracks income and expenses for the first ten months of Fiscal Year 24-25.

Totals of expenses and income are shown on the following table:

Year-to-date	Income	Expenses
General Fund	\$ 10,574,976.12 (page 1)	\$ 9,253,964.60 (page 6)
Improvement Fund	\$ 813,946.72 (page 7)	\$ 837,940.20 (page 8)
Construction Fund	\$ 216,386.82 (page 9)	\$ 164,362.93 (page 10)
Public Benefit Fund	\$ 0.00 (page 11)	\$ 0.00 (page 11)
TOTAL	\$ 11,605,309.66	\$ 10,256,267.73

The 2009 12-yr dump truck was sold in February, and the revenue is reflected under Sale of Property in Fund 01.

C: BOLI, DM, CS

=====

Fund number & Description	Ending Fund Balance

Fund 01 : GENERAL FUND	\$8,541,709.48
Fund 02 : IMPROVEMENT FUND	\$1,446,644.60
Fund 03 : CONSTRUCTION FUND	\$1,873,237.34
Fund 05 : PUBLIC BENEFIT FUND	\$37,817.83
Recap Totals	<hr/> \$11,899,409.25

TREASURER'S REPORT

DATE 03/05/25
 FUND 01 GENERAL FUND

MONTH ENDED 02/28/25

PAGE 1

NUMBER	DESCRIPTION	COST	ACTUAL	BUDGET	ACTUAL	BUDGET	ACTUAL-	VAR	TOTAL
			CURRENT	CURRENT		BUDGET	BUDGET		
			MONTH	MONTH	Y-T-D	Y-T-D			
=====									
DEPT 05	REVENUES								
3000	PROPERTY TAXES	.00	0	1,505,404.04-	1,473,600-	31,804.04-	2.2	1,473,600-	
3001	USER RECEIPTS	351,293.98-	309,943-	3,992,459.14-	3,930,953-	61,506.14-	1.6	4,702,200-	
3002	SURCHARGES	30,598.43-	31,243-	395,518.18-	396,255-	736.82	.2-	474,000-	
3004	PLAN REVIEW FEES	.00	125-	.00	500-	500.00	100.0-	500-	
3005	CONSTRUCTION INSPECTION FEES	.00	140-	.00	500-	500.00	100.0-	500-	
3006	PERMIT INSPECTION FEES	1,271.00-	1,600-	13,050.00-	16,000-	2,950.00	18.4-	19,000-	
3007	INTEREST ON INVESTMENTS	16,651.34-	6,500-	273,401.16-	65,000-	208,401.16-	320.6	77,500-	
3013	SAMPLING AND MONITORING	10,382.54-	11,670-	119,427.44-	97,440-	21,987.44-	22.6	116,000-	
3014	REPLACEMENT TAXES	.00	0	110,808.01-	87,700-	23,108.01-	26.4	120,000-	
3015	MISCELLANEOUS INCOME	.00	300-	3,739.01-	3,400-	339.01-	10.0	4,000-	
3016	SALE OF ELECTRICITY	1,164.50-	1,000-	19,553.84-	18,000-	1,553.84-	8.6	20,000-	
3020	SALE OF PROPERTY	67,500.00-	4,000-	68,494.00-	84,000-	15,506.00	18.5-	92,000-	
3021	TELEVISION INSPECTION	.00	0	.00	150-	150.00	100.0-	150-	
3023	PROPERTY LEASE PAYMENTS	3,392.86-	3,300-	33,408.35-	33,400-	8.35-	.0	40,000-	
3024	MONTHLY SERVICE FEES	388,021.97-	405,015-	4,032,949.67-	4,050,170-	17,220.33	.4-	4,860,200-	
3027	GREASE WASTE	11,579.05-	16,000-	186,515.38-	168,000-	18,515.38-	11.0	200,000-	
3035	INTERFUND TRANSFER	.00	0	750,000.00	800,000	50,000.00-	6.3-	1,150,000	
3040	RENEWABLE ENERGY CREDITS	21,628.20-	0	60,366.90-	22,500-	37,866.90-	168.3	30,000-	
3094	GRANTS AND INCENTIVES	.00	0	509,881.00-	0	509,881.00-	.0	0	
=====									
DEPT 05	TOTALS	903,483.87-	790,836-	10,574,976.12-	9,647,568-	927,408.12-	9.6	11,079,650-	
=====									
FUND	REVENUE TOTAL	903,483.87-	790,836-	10,574,976.12-	9,647,568-	927,408.12-	9.6	11,079,650-	
=====									
DEPT 11	O & M EXPENSES - ADMINISTRATION								
SECT A	SALARIES AND WAGES								
A001	TRUSTEES	4,500.00	4,500	17,097.50	18,000	902.50-	5.0-	18,000	
A002	BOLI	.00	225	.00	900	900.00-	100.0-	900	
A003	GENERAL MANAGEMENT	16,537.44	22,320	231,529.24	245,460	13,930.76-	5.7-	290,100	
A004	FINANCIAL RECORDS	22,872.91	21,170	201,324.49	232,860	31,535.51-	13.5-	275,200	
A005	ADMINISTRATIVE RECORDS	4,039.61	2,410	38,653.43	26,480	12,173.43	46.0	31,300	
A006	ENGINEERING	379.92	90	1,038.13	1,020	18.13	1.8	1,200	
A007	CODE ENFORCEMENT	27,191.34	25,730	294,884.71	283,040	11,844.71	4.2	334,500	
A008	SAFETY ACTIVITIES	3,513.43	4,220	46,780.56	46,460	320.56	.7	54,900	
A030	BUILDING AND GROUNDS	.00	660	1,218.04	7,280	6,061.96-	83.3-	8,600	
=====									
SECT A	TOTALS	79,034.65	81,325	832,526.10	861,500	28,973.90-	3.4-	1,014,700	
=====									
SECT B	OPERATIONS AND MAINTENANCE								
B100	ELECTRICITY	174.48	600	2,615.96	7,600	4,984.04-	65.6-	8,800	
B101	NATURAL GAS	.00	450	832.03	2,900	2,067.97-	71.3-	3,500	
B102	WATER, GARBAGE AND OTHER UTILITIES	.00	0	504.00	1,100	596.00-	54.2-	1,300	
B110	BANK CHARGES	27.40	950	304.07	9,600	9,295.93-	96.8-	11,500	
B112	COMMUNICATION	1,598.64	2,400	19,704.46	24,000	4,295.54-	17.9-	28,000	
B113	EMERGENCY/SAFETY EQUIPMENT	223.50	1,700	16,760.04	18,300	1,539.96-	8.4-	21,700	
B115	EQUIPMENT/EQUIPMENT REPAIR	8,308.61	23,750	70,267.04	249,500	179,232.96-	71.8-	297,000	

TREASURER'S REPORT

DATE 03/05/25
 FUND 01 GENERAL FUND

MONTH ENDED 02/28/25

PAGE 2

NUMBER	DESCRIPTION	COST	ACTUAL	BUDGET	ACTUAL-	BUDGET	VAR	TOTAL	
			CURRENT	CURRENT					ACTUAL
			MONTH	MONTH	Y-T-D	Y-T-D	%	BUDGET	
=====									
B116	SUPPLIES		92.40	600	4,902.57	6,500	1,597.43-	24.6-	7,500
B117	EMPLOYEE/DUTY COSTS		439.57	2,000	12,344.24	20,000	7,655.76-	38.3-	23,500
B118	BUILDING AND GROUNDS		700.53	5,000	16,163.67	50,000	33,836.33-	67.7-	56,200
B119	POSTAGE		.00	600	7,136.30	8,000	863.70-	10.8-	9,200
B120	PRINTING/PHOTOGRAPHY		.00	300	11,149.19	13,900	2,750.81-	19.8-	14,500
B121	USER BILLING MATERIALS		6,082.68	7,000	80,222.75	70,000	10,222.75	14.6	83,000
B124	CONTRACT SERVICES		36,719.19	29,000	204,090.66	291,000	86,909.34-	29.9-	348,800
B137	MEMBERSHIPS/SUBSCRIPTIONS		1,500.00	700	8,806.07	7,800	1,006.07	12.9	8,900
=====									
SECT B TOTALS			55,867.00	75,050	455,803.05	780,200	324,396.95-	41.6-	923,400
=====									
SECT C VEHICLES									
C222	GAS/FUEL		161.45	250	1,558.34	2,700	1,141.66-	42.3-	3,100
C225	OPERATION/REPAIR		8.33	650	2,646.89	2,700	53.11-	2.0-	2,700
C226	VEHICLE PURCHASES		.00	0	.00	28,000	28,000.00-	100.0-	28,000
=====									
SECT C TOTALS			169.78	900	4,205.23	33,400	29,194.77-	87.4-	33,800
=====									
DEPT 11 TOTALS			135,071.43	157,275	1,292,534.38	1,675,100	382,565.62-	22.8-	1,971,900
=====									
DEPT 12 O & M EXPENSES - WWTC									
SECT A SALARIES AND WAGES									
A006	ENGINEERING		332.43	610	10,481.07	6,680	3,801.07	56.9	7,900
A009	OPERATIONS MANAGEMENT		10,396.93	9,420	98,047.26	103,560	5,512.74-	5.3-	122,400
A010	MAINTENANCE - BUDGET		.00	53,510	.00	588,580	84,353.61-	14.3-	695,600
A011	MAINTENANCE - WWTC		30,979.30	0	330,820.66	0	.00	.0	0
A012	MAINTENANCE - VEHICLES		.00	0	229.69	0	.00	.0	0
A013	MAINTENANCE - ENERGY RECOVERY		797.86	0	5,240.34	0	.00	.0	0
A014	MAINTENANCE - ELECTRICAL		15,081.60	0	167,935.70	0	.00	.0	0
A020	WWTC - BUDGET		.00	47,270	.00	519,960	8,153.70	1.6	614,500
A021	WWTC - OPERATIONS		31,901.03	0	373,618.46	0	.00	.0	0
A022	WWTC - SLUDGE HANDLING		11,419.05	0	152,313.22	0	.00	.0	0
A023	WWTC - ENERGY RECOVERY		169.45	0	2,182.02	0	.00	.0	0
A030	BUILDING AND GROUNDS		10,241.17	5,590	88,185.73	61,520	26,665.73	43.3	72,700
=====									
SECT A TOTALS			111,318.82	116,400	1,229,054.15	1,280,300	51,245.85-	4.0-	1,513,100
=====									
SECT B OPERATIONS AND MAINTENANCE									
B100	ELECTRICITY		8,107.13	11,000	97,517.57	123,000	25,482.43-	20.7-	145,000
B101	NATURAL GAS		.00	1,700	3,913.40	10,200	6,286.60-	61.6-	12,500
B102	WATER, GARBAGE AND OTHER UTILITIES		75.98	3,000	24,515.86	37,000	12,484.14-	33.7-	43,500
B103	ODOR CONTROL		.00	200	.00	3,500	3,500.00-	100.0-	4,000
B104	FUEL - GENERATORS		.00	3,500	225.00	14,500	14,275.00-	98.5-	14,500
B112	COMMUNICATION		1,100.58	1,500	15,320.50	19,500	4,179.50-	21.4-	22,500
B113	EMERGENCY/SAFETY EQUIPMENT		65.25	3,000	15,397.87	32,200	16,802.13-	52.2-	38,200
B116	SUPPLIES		1,172.62	2,800	20,898.71	28,200	7,301.29-	25.9-	33,800
B117	EMPLOYEE/DUTY COSTS		1,038.12	3,000	20,842.10	30,000	9,157.90-	30.5-	34,500
B124	CONTRACT SERVICES		.00	0	204,234.00	204,300	66.00-	.0	204,300

TREASURER'S REPORT

DATE 03/05/25

MONTH ENDED 02/28/25

PAGE 3

FUND 01 GENERAL FUND

NUMBER	DESCRIPTION	COST	ACTUAL	BUDGET	ACTUAL-	BUDGET	VAR	TOTAL
			CURRENT	CURRENT				
			MONTH	MONTH	Y-T-D	Y-T-D	%	BUDGET
B130	NPDES PERMIT FEES		.00	0	53,000.00	53,000	.00	53,000
B131	SLUDGE HAULING/DISPOSAL SERVICES		.00	0	126,782.25	67,500	87.8	135,000
B400	CHEMICALS - BUDGET		.00	16,083	.00	214,332	95,760.16-	246,500
B401	CHEMICALS - DISINFECTION		7,324.75	0	74,620.81	0	.00	0
B402	CHEMICALS - SLUDGE DEWATERING		10,360.53	0	34,330.28	0	.00	0
B404	CHEMICALS - OTHER		.00	0	9,620.75	0	.00	0
B501	EQPT/EQPT REPAIR - BIOSOLIDS AGING & DISPOS		1,502.75	3,000	223,963.35	270,000	46,036.65-	275,400
B502	EQPT/EQPT REPAIR - DISINFECTION		.00	2,500	2,837.30	53,500	50,662.70-	58,400
B503	EQPT/EQPT REPAIR - EXCESS FLOW		.00	5,000	4,217.92	50,300	46,082.08-	60,400
B504	EQPT/EQPT REPAIR - GRIT REMOVAL		.00	1,500	2,129.71	44,000	41,870.29-	47,000
B505	EQPT/EQPT REPAIR - INFLUENT PUMPING		115.51	6,000	30,218.63	66,400	36,181.37-	78,400
B506	EQPT/EQPT REPAIR - PRIMARY TREATMENT		40,685.00	2,700	59,260.83	146,200	86,939.17-	151,600
B507	EQPT/EQPT REPAIR - SECONDARY TREATMENT		15,132.00	7,300	70,516.07	177,100	106,583.93-	191,700
B508	EQPT/EQPT REPAIR - SLUDGE CONCENTRATION		.00	500	13,835.91	19,700	5,864.09-	20,700
B509	EQPT/EQPT REPAIR - SLUDGE DEWATERING		53.36	2,500	13,769.69	25,000	11,230.31-	30,000
B510	EQPT/EQPT REPAIR - SLUDGE DIGESTION		755.43	10,000	21,954.12	83,000	61,045.88-	103,000
B511	EQPT/EQPT REPAIR - TERTIARY TREATMENT		37,670.60	2,500	104,215.42	123,900	19,684.58-	128,900
B512	EQPT/EQPT REPAIR - WWTC GENERAL		889.68	4,000	46,306.43	47,200	893.57-	55,200
B513	EQPT/EQPT REPAIR - WWTC UTILITIES		29,100.99	26,000	412,971.74	778,000	365,028.26-	831,800
B801	BLDG AND GROUNDS - BIOSOLIDS AGING & DISPOS		.00	25	53.46	250	196.54-	300
B802	BLDG AND GROUNDS - DISINFECTION		.00	700	8,729.45	7,200	1,529.45	8,600
B803	BLDG AND GROUNDS - EXCESS FLOW		.00	800	169.87	7,800	7,630.13-	9,000
B804	BLDG AND GROUNDS - GRIT REMOVAL		.00	500	9,495.10	5,000	4,495.10	5,900
B805	BLDG AND GROUNDS - INFLUENT PUMPING		.00	2,000	6,389.13	20,000	13,610.87-	23,000
B807	BLDG AND GROUNDS - SECONDARY TREATMENT		.00	100	23.48	1,400	1,376.52-	1,600
B809	BLDG AND GROUNDS - SLUDGE DEWATERING		.00	600	740.23	6,500	5,759.77-	7,700
B810	BLDG AND GROUNDS - SLUDGE DIGESTION		.00	500	9,886.44	5,800	4,086.44	6,800
B811	BLDG AND GROUNDS - TERTIARY TREATMENT		49.06	2,000	10,262.94	47,600	37,337.06-	51,600
B812	BLDG AND GROUNDS - WWTC GENERAL		1,520.07	24,000	138,020.98	363,400	225,379.02-	436,400
B813	BLDG AND GROUNDS - WWTC UTILITIES		.00	300	95.15	3,800	3,704.85-	4,400
SECT B TOTALS			156,719.41	150,808	1,891,282.45	3,190,282	1,298,999.55-	3,575,100
SECT C VEHICLES								
C222	GAS/FUEL		1,444.76	2,000	18,614.68	23,000	4,385.32-	27,000
C225	OPERATION/REPAIR		6,601.89	500	11,384.37	6,000	5,384.37	7,000
C226	VEHICLE PURCHASES		.00	0	99,706.00	104,800	5,094.00-	104,800
SECT C TOTALS			8,046.65	2,500	129,705.05	133,800	4,094.95-	138,800
DEPT 12 TOTALS			276,084.88	269,708	3,250,041.65	4,604,382	1,354,340.35-	5,227,000
DEPT 13 O & M EXPENSES - LABORATORY								
SECT A SALARIES AND WAGES								
A009	OPERATIONS MANAGEMENT		9,201.72	5,620	87,650.43	61,760	25,890.43	73,000
A040	LABORATORY - BUDGET		.00	17,380	.00	191,140	37,672.29-	225,900
A041	LAB - WWTC		12,133.62	0	134,604.37	0	.00	0
A042	LAB - PRETREATMENT		.00	0	11,034.68	0	.00	0

TREASURER'S REPORT

DATE 03/05/25
 FUND 01 GENERAL FUND

MONTH ENDED 02/28/25

PAGE 4

NUMBER	DESCRIPTION	COST	ACTUAL	BUDGET	ACTUAL-	BUDGET	VAR	TOTAL	
			CURRENT	CURRENT					ACTUAL
			MONTH	MONTH	Y-T-D	Y-T-D	VARIANCE		
A043	LAB - SURCHARGE PROGRAM		.00	0	3,804.92	0	.00	.0	
A045	LAB - SOLIDS		.00	0	113.87	0	.00	.0	
A046	LAB - AMMONIA		.00	0	56.94	0	.00	.0	
A047	LAB - MICRO		.00	0	265.12	0	.00	.0	
A048	LAB - ENERGY RECOVERY		253.05	0	3,587.81	0	.00	.0	
SECT A TOTALS			21,588.39	23,000	241,118.14	252,900	11,781.86-	4.7-	298,900
SECT B OPERATIONS AND MAINTENANCE									
B112	COMMUNICATION		155.88	200	2,158.65	2,600	441.35-	17.0-	3,000
B114	CHEMICALS		.00	2,300	24,116.39	23,100	1,016.39	4.4	27,700
B115	EQUIPMENT/EQUIPMENT REPAIR		122.95	4,000	15,026.23	44,000	28,973.77-	65.9-	52,000
B116	SUPPLIES		366.03	2,100	12,355.48	25,500	13,144.52-	51.6-	29,700
B117	EMPLOYEE/DUTY COSTS		52.50	500	4,489.22	7,000	2,510.78-	35.9-	8,000
B122	MONITORING EQUIPMENT		.00	2,400	1,643.63	9,700	8,056.37-	83.1-	9,700
B123	OUTSIDE LAB SERVICES		440.40	4,300	16,391.62	43,000	26,608.38-	61.9-	51,500
B124	CONTRACT SERVICES		288.00	6,200	14,927.67	62,600	47,672.33-	76.2-	75,000
SECT B TOTALS			1,425.76	22,000	91,108.89	217,500	126,391.11-	58.1-	256,600
SECT C VEHICLES									
C222	GAS/FUEL		27.26	50	554.91	900	345.09-	38.3-	1,000
C225	OPERATION/REPAIR		.00	0	48.33	750	701.67-	93.6-	1,000
SECT C TOTALS			27.26	50	603.24	1,650	1,046.76-	63.4-	2,000
DEPT 13 TOTALS			23,041.41	45,050	332,830.27	472,050	139,219.73-	29.5-	557,500
DEPT 14 O & M EXPENSES - SEWER SYSTEM									
SECT A SALARIES AND WAGES									
A006	ENGINEERING		94.98	380	3,849.54	4,140	290.46-	7.0-	4,900
A050	SEWER MAINTENANCE - BUDGET		.00	23,200	.00	255,200	55,097.60	21.6	301,600
A051	SEWER MAINTENANCE		29,671.41	0	301,373.50	0	.00	.0	
A054	SEWER MAINTENANCE - BACKUPS AND HIGH FLOWS		400.00	0	8,924.10	0	.00	.0	
A060	INSPECTION - BUDGET		.00	18,150	.00	199,600	45,520.54-	22.8-	235,900
A061	INSPECTION - NEW CONSTRUCTION		.00	0	1,012.10	0	.00	.0	
A062	INSPECTION - CONSTRUCTION OF DGSD PROJECTS		.00	0	12,955.12	0	.00	.0	
A063	INSPECTION - PERMIT INSPECTIONS		.00	0	7,771.74	0	.00	.0	
A064	INSPECTION - MISCELLANEOUS		.00	0	5,875.85	0	.00	.0	
A065	INSPECTION - CONSTR BY VILLAGES, UTILITIES		.00	0	11,757.20	0	.00	.0	
A066	INSPECTION - CODE ENFORCEMENT		12,604.58	0	114,707.45	0	.00	.0	
A070	SEWER INVESTIGATIONS - BUDGET		.00	1,580	.00	17,440	14,857.20-	85.2-	20,600
A072	SEWER INVESTIGATIONS		.00	0	2,582.80	0	.00	.0	
SECT A TOTALS			42,770.97	43,310	470,809.40	476,380	5,570.60-	1.2-	563,000
SECT B OPERATIONS AND MAINTENANCE									
B112	COMMUNICATION		705.08	800	8,233.60	8,000	233.60	2.9	9,500

TREASURER'S REPORT

DATE 03/05/25
 FUND 01 GENERAL FUND

MONTH ENDED 02/28/25

PAGE 5

NUMBER	DESCRIPTION	COST		ACTUAL	BUDGET	ACTUAL-	VAR	TOTAL
		CURRENT	CURRENT	MONTH	MONTH	BUDGET		
				Y-T-D	Y-T-D	VARIANCE	%	BUDGET
B113	EMERGENCY/SAFETY EQUIPMENT	.00	250	1,588.90	2,500	911.10-	36.4-	3,000
B115	EQUIPMENT/EQUIPMENT REPAIR	2,279.99	2,000	57,277.62	70,500	13,222.38-	18.8-	74,500
B116	SUPPLIES	112.37	400	4,485.88	4,000	485.88	12.2	4,700
B117	EMPLOYEE/DUTY COSTS	1,000.69	1,800	12,996.13	18,000	5,003.87-	27.8-	21,500
B124	CONTRACT SERVICES	.00	0	124,204.40	105,000	19,204.40	18.3	105,000
B127	JULIE SYSTEM	.00	4,400	16,047.42	16,400	352.58-	2.2-	16,400
B128	OVERHEAD SEWER/BACKFLOW PREVENTION PROGRAM	.00	1,000	.00	13,000	13,000.00-	100.0-	15,000
B129	REIMBURSEMENT PROGRAM/PUBLIC SEWER BLOCKAGE	.00	1,000	350.00	10,000	9,650.00-	96.5-	12,000
B900	SEWER SYSTEM REPAIRS - BUDGET	.00	275,000	.00	2,505,100	294,696.52-	11.8-	3,055,100
B901	SEWER SYSTEM REPAIRS - I/I PROGRAM	.00	0	208,170.77	0	.00	.0	0
B902	SEWER SYSTEM REPAIRS - REPLACEMENT	745.75	0	67,196.72	0	.00	.0	0
B903	SEWER SYSTEM REPAIRS - REHABILITATION	676.25	0	1,172,217.18	0	.00	.0	0
B910	SEWER SYSTEM REPAIRS - BSSRAP PROGRAM	56,541.42	0	653,538.55	0	.00	.0	0
B913	SEWER SYSTEM REPAIRS - BSSRAP-REPAIR/REPL/R	.00	0	18,484.66	0	.00	.0	0
B929	ARRA LOAN PRINCIPAL REPAYMENT	.00	0	90,795.60	0	.00	.0	0
SECT B TOTALS		62,061.55	286,650	2,435,587.43	2,752,500	316,912.57-	11.5-	3,316,700
SECT C VEHICLES								
C222	GAS/FUEL	1,083.58	1,600	18,187.49	16,800	1,387.49	8.3	20,000
C225	OPERATION/REPAIR	154.99	1,200	3,120.12	12,600	9,479.88-	75.2-	15,000
C226	VEHICLE PURCHASES	5,201.00	0	112,579.26	114,500	1,920.74-	1.7-	114,500
SECT C TOTALS		6,439.57	2,800	133,886.87	143,900	10,013.13-	7.0-	149,500
DEPT 14 TOTALS		111,272.09	332,760	3,040,283.70	3,372,780	332,496.30-	9.9-	4,029,200
DEPT 15 O & M EXPENSES - LIFT STATIONS								
SECT A SALARIES AND WAGES								
A006	ENGINEERING	47.49	380	708.55	4,140	3,431.45-	82.9-	4,900
A009	OPERATIONS MANAGEMENT	894.57	120	7,856.47	1,260	6,596.47	523.5	1,500
A030	BUILDING AND GROUNDS	241.78	190	1,072.54	2,020	947.46-	46.9-	2,400
A080	LIFT STATION MAINTENANCE	3,938.68	1,730	35,450.22	18,940	16,510.22	87.2	22,400
SECT A TOTALS		5,122.52	2,420	45,087.78	26,360	18,727.78	71.1	31,200
SECT B OPERATIONS AND MAINTENANCE								
B100	ELECTRICITY	17,767.72	16,000	109,715.47	168,000	58,284.53-	34.7-	200,000
B104	FUEL - GENERATORS	135.82	1,000	334.81	4,600	4,265.19-	92.7-	4,600
B112	COMMUNICATION	319.24	400	3,514.69	4,200	685.31-	16.3-	5,000
B113	EMERGENCY/SAFETY EQUIPMENT	.00	0	1,212.34	2,200	987.66-	44.9-	2,200
B116	SUPPLIES	.00	100	172.74	400	227.26-	56.8-	400
B124	CONTRACT SERVICES	.00	0	.00	500	500.00-	100.0-	500
B520	EQPT/EQPT REPAIR - BUTTERFIELD	.00	600	994.00	6,500	5,506.00-	84.7-	7,700
B521	EQPT/EQPT REPAIR - CENTEX	.00	300	1,715.17	3,200	1,484.83-	46.4-	3,800
B522	EQPT/EQPT REPAIR - COLLEGE	.00	300	3,327.00	19,700	16,373.00-	83.1-	20,200
B523	EQPT/EQPT REPAIR - EARLSTON	.00	2,600	17,229.97	26,100	8,870.03-	34.0-	31,300
B524	EQPT/EQPT REPAIR - HOBSON	900.00	10,500	43,567.02	80,700	37,132.98-	46.0-	101,700

TREASURER'S REPORT

DATE 03/05/25
 FUND 01 GENERAL FUND

MONTH ENDED 02/28/25

PAGE 6

NUMBER	DESCRIPTION	COST	ACTUAL	BUDGET	ACTUAL	BUDGET	ACTUAL-	VAR	TOTAL
			CURRENT	CURRENT		BUDGET	BUDGET		
			MONTH	MONTH	Y-T-D	Y-T-D			
B525	EQPT/EQPT REPAIR - LIBERTY PARK		.00	100	1,343.73	4,000	2,656.27-	66.4-	4,200
B526	EQPT/EQPT REPAIR - NORTHWEST		18.94	100	594.29	8,400	7,805.71-	92.9-	8,600
B527	EQPT/EQPT REPAIR - VENARD		.00	1,300	1,278.50	13,600	12,321.50-	90.6-	15,900
B528	EQPT/EQPT REPAIR - WROBLE		900.00	1,300	12,589.63	13,000	410.37-	3.2-	15,500
B529	EQPT/EQPT REPAIR - LIFT STATIONS GENERAL		168.23	5,300	1,260.38	52,300	51,039.62-	97.6-	62,700
B820	BLDG AND GROUNDS - BUTTERFIELD		.00	0	1,339.37	0	1,339.37	.0	0
B821	BLDG AND GROUNDS - CENTEX		.00	0	1,112.30	0	1,112.30	.0	0
B822	BLDG AND GROUNDS - COLLEGE		.00	0	.00	5,000	5,000.00-	100.0-	5,000
B823	BLDG AND GROUNDS - EARLSTON		.00	0	1,295.92	20,800	19,504.08-	93.8-	20,800
B824	BLDG AND GROUNDS - HOBSON		.00	0	1,998.87	57,800	55,801.13-	96.5-	57,800
B825	BLDG AND GROUNDS - LIBERTY PARK		.00	0	3,497.77	0	3,497.77	.0	0
B826	BLDG AND GROUNDS - NORTHWEST		.00	0	1,459.32	20,000	18,540.68-	92.7-	20,000
B827	BLDG AND GROUNDS - VENARD		.00	0	1,118.97	0	1,118.97	.0	0
B828	BLDG AND GROUNDS - WROBLE		.00	0	2,595.32	8,400	5,804.68-	69.1-	8,400
B829	BLDG AND GROUNDS - LIFT STATIONS GENERAL		.00	2,000	101.44	27,300	27,198.56-	99.6-	31,300
SECT B TOTALS			20,209.95	41,900	213,369.02	546,700	333,330.98-	61.0-	627,600
DEPT 15 TOTALS			25,332.47	44,320	258,456.80	573,060	314,603.20-	54.9-	658,800
DEPT 17 O & M EXPENSES - INSURANCE & EMPLOYEE BENEFITS									
SECT E INSURANCE AND EMPLOYEE BENEFITS									
E452	LIABILITY/PROPERTY		112.55	0	251,636.55	242,000	9,636.55	4.0	242,000
E455	EMPLOYEE GROUP HEALTH		48,629.04	49,000	465,911.55	490,000	24,088.45-	4.9-	587,500
E460	IMRF		16,796.05	14,550	151,765.57	164,900	13,134.43-	8.0-	194,000
E461	SOCIAL SECURITY		19,544.13	19,240	210,504.13	218,020	7,515.87-	3.5-	256,500
SECT E TOTALS			85,081.77	82,790	1,079,817.80	1,114,920	35,102.20-	3.2-	1,280,000
DEPT 17 TOTALS			85,081.77	82,790	1,079,817.80	1,114,920	35,102.20-	3.2-	1,280,000
DEPT 91 SA EXPENSE									
DEPT 91 TOTALS			.00	0	.00	0	.00	0	
FUND EXPENSE TOTAL			655,884.05	931,903	9,253,964.60	11,812,292	2,558,327.40-	21.7-	13,724,400
FUND 01 TOTALS			247,599.82-	141,067	1,321,011.52-	2,164,724	3,485,735.52-	161.0-	2,644,750

TREASURER'S REPORT

DATE 03/05/25
 FUND 02 IMPROVEMENT FUND

MONTH ENDED 02/28/25

PAGE 7

NUMBER	DESCRIPTION	COST	ACTUAL	BUDGET	ACTUAL	BUDGET	TOTAL
			CURRENT	CURRENT			
			MONTH	MONTH			BUDGET
=====							
DEPT 05	REVENUES						
3007	INTEREST ON INVESTMENTS		3,259.98-	1,300-	28,665.00-	13,000-	15,400-
3010	TRUNK SEWER SERVICE CHARGES		.00	7,500-	35,281.72-	75,000-	90,000-
3035	INTERFUND TRANSFER		.00	0	750,000.00-	400,000-	750,000-
=====							
DEPT 05	TOTALS		3,259.98-	8,800-	813,946.72-	488,000-	855,400-
=====							
DEPT 30	CAPITAL EXP - ARRA - LOAN REPAYMENTS						
0500	PROJECT BUDGET		.00	0	.00	46,600	93,200
0515	PAYMENT ON LOAN PRINCIPAL		.00	0	46,595.53	0	0
=====							
DEPT 30	TOTALS		.00	0	46,595.53	46,600	93,200
=====							
DEPT 36	CAPITAL EXP - LIBERTY PARK LIFT STATION UPGRADE						
=====							
DEPT 36	TOTALS		.00	0	.00	0	0
=====							
DEPT 41	CAPITAL EXP - BUTTERFIELD LIFT STATION UPGRADE						
=====							
DEPT 41	TOTALS		.00	0	.00	0	0
=====							
DEPT 42	CAPITAL EXP - COLLEGE LIFT STATION UPGRADE						
=====							
DEPT 42	TOTALS		.00	0	.00	0	0
=====							
DEPT 47	CAPITAL EXP - CENTEX LIFT STATION UPGRADE						
0506	CONSTRUCTION CONTRACTS AND PURCHASES		.00	0	133,649.80	0	0
=====							
DEPT 47	TOTALS		.00	0	133,649.80	0	0
=====							
DEPT 48	CAPITAL - VENARD LIFT STATION UPGRADE						
0500	PROJECT BUDGET		.00	0	.00	845,000	845,000
0502	DESIGN ENGINEERING/ARCHITECTURAL		.00	0	737.50	0	0
0504	CONSTRUCTION ADMIN/RESIDENT ENG/ARCH SUPRVI		.00	0	9,906.34	0	0
0506	CONSTRUCTION CONTRACTS AND PURCHASES		.00	0	621,401.66	0	0
=====							
DEPT 48	TOTALS		.00	0	632,045.50	845,000	845,000
=====							
DEPT 49	CAPITAL EXP - WROBLE LIFT STATION UPGRADE						
0500	PROJECT BUDGET		.00	5,000	.00	16,000	26,000
0502	DESIGN ENGINEERING/ARCHITECTURAL		3,201.03	0	25,649.37	0	0
=====							
DEPT 49	TOTALS		3,201.03	5,000	25,649.37	16,000	26,000
=====							

TREASURER'S REPORT

DATE 03/05/25

MONTH ENDED 02/28/25

PAGE 8

FUND 02 IMPROVEMENT FUND

NUMBER	DESCRIPTION	COST	ACTUAL	BUDGET	ACTUAL	BUDGET	TOTAL
			CURRENT	CURRENT		Y-T-D	
			MONTH	MONTH			BUDGET
=====							
DEPT 74	CAPITAL EXP - SEWER - UNSEWERED AREAS						
0500	PROJECT BUDGET		.00	0	.00	500	500
=====							
DEPT 74	TOTALS		.00	0	.00	500	500
=====							
FUND	EXPENSE TOTAL		3,201.03	5,000	837,940.20	908,100	964,700
=====							
FUND	02 TOTALS		58.95-	3,800-	23,993.48	420,100	109,300
=====							

TREASURER'S REPORT

DATE 03/05/25
 FUND 03 CONSTRUCTION FUND

MONTH ENDED 02/28/25

PAGE 9

NUMBER	DESCRIPTION	COST	ACTUAL	BUDGET	ACTUAL	BUDGET	TOTAL
			CURRENT	CURRENT	ACTUAL	BUDGET	TOTAL
			MONTH	MONTH	Y-T-D	Y-T-D	BUDGET
=====							
DEPT 05	REVENUES						
3007	INTEREST ON INVESTMENTS		6,581.42-	1,900-	57,003.32-	19,300-	23,100-
3009	SEWER PERMIT FEES		29,229.50-	20,800-	159,383.50-	208,400-	250,000-
3035	INTERFUND TRANSFER		.00	0	.00	400,000-	400,000-
=====							
DEPT 05	TOTALS		35,810.92-	22,700-	216,386.82-	627,700-	673,100-
=====							
DEPT 20	CAPITAL EXP - WWTC - GAS DETECTION/ALARMING						
0500	PROJECT BUDGET		.00	55,000	.00	421,000	444,000
0504	CONSTRUCTION ADMIN/RESIDENT ENG/ARCH SUPRVI		2,210.00	0	13,387.56	0	0
0506	CONSTRUCTION CONTRACTS AND PURCHASES		117,304.50	0	130,243.87	0	0
=====							
DEPT 20	TOTALS		119,514.50	55,000	143,631.43	421,000	444,000
=====							
DEPT 21	CAPITAL EXP - WWTC - BIOSOLIDS IMPROVEMENTS						
0500	PROJECT BUDGET		.00	40,000	1,137.50	340,000	447,500
0501	REPORT ENGINEERING/ARCHITECTURAL		.00	0	5,190.35	0	0
=====							
DEPT 21	TOTALS		.00	40,000	6,327.85	340,000	447,500
=====							
DEPT 22	CAPITAL EXP - WWTC - DIGESTER GAS SAFETY EQUIP						
0500	PROJECT BUDGET		.00	75,000	.00	185,000	335,000
=====							
DEPT 22	TOTALS		.00	75,000	.00	185,000	335,000
=====							
DEPT 30	CAPITAL EXP - ARRA - LOAN REPAYMENTS						
0500	PROJECT BUDGET		.00	0	.00	14,450	28,900
0515	PAYMENT ON LOAN PRINCIPAL		.00	0	14,403.65	0	0
=====							
DEPT 30	TOTALS		.00	0	14,403.65	14,450	28,900
=====							
DEPT 31	CAPITAL EXP - WWTC - CHP BIOGAS						
=====							
DEPT 31	TOTALS		.00	0	.00	0	0
=====							
DEPT 32	CAPITAL EXP - WWTC - SECOND TURBOBLOWER						
=====							
DEPT 32	TOTALS		.00	0	.00	0	0
=====							
DEPT 33	CAPITAL EXP - WWTC - DIGESTER MIXING/GAS PIPING						
=====							
DEPT 33	TOTALS		.00	0	.00	0	0
=====							

TREASURER'S REPORT

DATE 03/05/25

MONTH ENDED 02/28/25

PAGE 10

FUND 03 CONSTRUCTION FUND

NUMBER	DESCRIPTION	COST	ACTUAL	BUDGET	ACTUAL	BUDGET	TOTAL
			CURRENT	CURRENT	Y-T-D	Y-T-D	BUDGET
			MONTH	MONTH			
DEPT 34	CAPITAL EXP - WWTC - GREASE WASTE DELIVERY RAMP						
DEPT 34 TOTALS			.00	0	.00	0	0
DEPT 35	CAPITAL EXP - WWTC - CHP BIOGAS PHASE 2						
DEPT 35 TOTALS			.00	0	.00	0	0
DEPT 37	CAPITAL EXP - WWTC - GREASE RECEIVING STATN NO2						
DEPT 37 TOTALS			.00	0	.00	0	0
DEPT 38	CAPITAL EXP - WWTC - PROPERTY ACQUISITION						
DEPT 38 TOTALS			.00	0	.00	0	0
DEPT 39	CAPITAL EXP - WWTC - GRIT BLOWER REPLACEMENT						
DEPT 39 TOTALS			.00	0	.00	0	0
DEPT 40	CAPITAL EXP - WWTC - LOAN REPAYMENT						
DEPT 40 TOTALS			.00	0	.00	0	0
FUND EXPENSE TOTAL			119,514.50	170,000	164,362.93	960,450	1,255,400
FUND 03 TOTALS			83,703.58	147,300	52,023.89-	332,750	582,300

TREASURER'S REPORT

DATE 03/05/25

MONTH ENDED 02/28/25

PAGE 11

FUND 05 PUBLIC BENEFIT FUND

NUMBER	DESCRIPTION	COST	ACTUAL	BUDGET	ACTUAL	BUDGET	TOTAL
			CURRENT MONTH	CURRENT MONTH	Y-T-D	Y-T-D	BUDGET
DEPT 05	REVENUES						
DEPT 05 TOTALS			.00	0	.00	0	0
DEPT 59	CAPITAL EXP - SEWER - SEWER EXTENSIONS						
DEPT 59 TOTALS			.00	0	.00	0	0
DEPT 65	CAPITAL EXP - SEWER - REIMB FOR ADDED DEPTH						
DEPT 65 TOTALS			.00	0	.00	0	0
FUND EXPENSE TOTAL			.00	0	.00	0	0
FUND 05 TOTALS			.00	0	.00	0	0

TREASURER'S REPORT

DATE 03/05/25

MONTH ENDED 02/28/25

PAGE 12

FUND 71 SEWER EXTENSIONS ESCROW

NUMBER	DESCRIPTION	COST	ACTUAL	BUDGET	ACTUAL	BUDGET	TOTAL
			CURRENT MONTH	CURRENT MONTH	Y-T-D	Y-T-D	BUDGET
DEPT 05	REVENUES						
DEPT 05 TOTALS			.00	0	.00	0	0
DEPT 92	SEWER EXPENSE						
DEPT 92 TOTALS			.00	0	.00	0	0
FUND EXPENSE TOTAL			.00	0	.00	0	0
FUND 71 TOTALS			.00	0	.00	0	0

DOWNERS GROVE S.D. - WASTEWATER TREATMENT CENTER

Wastewater Report, February 2025

For updates on your plant in-between these monthly reports, please visit our wastewater dashboard <https://iwss.uillinois.edu>

LOCATION: DOWNERS GROVE S.D. - WASTEWATER TREATMENT CENTER (DuPage County)

Catchment Information

Population Served	65,000
NPDES	IL0028380
zipcode	60515
IL Covid Region	8

SARS-CoV-2 LEVELS IN WASTEWATER

Wastewater is analyzed using digital PCR (dPCR) to determine the concentration of the SARS-CoV-2 virus in a sample. The nucleocapsid protein (N) gene of the virus is targeted in the assay, and results are reported in gene copies per liter of starting wastewater.

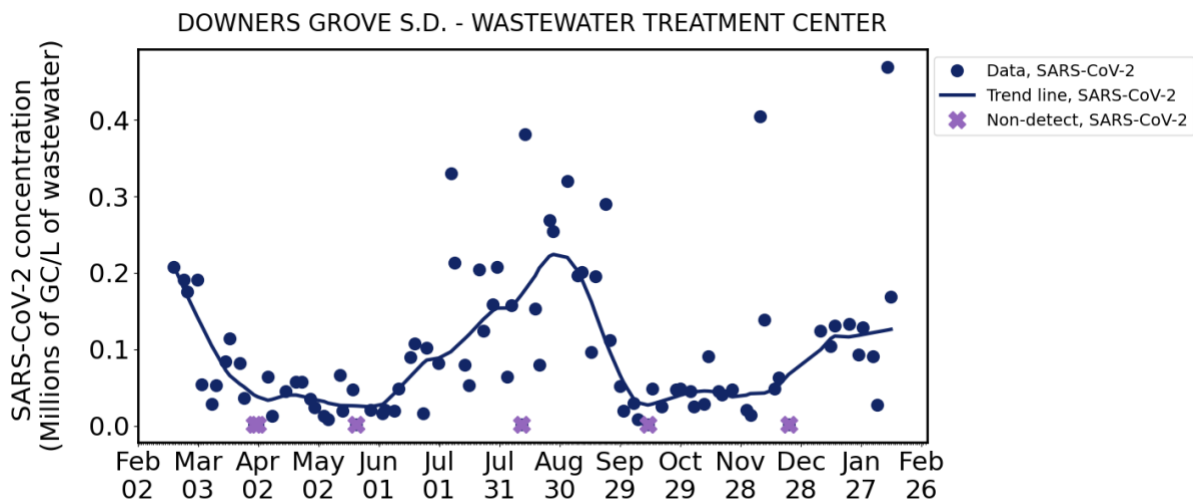


Figure 1. Time series plot of SARS-CoV-2 viral concentrations in millions of gene copies per liter (GC/L) of wastewater. Historical data can be found on the IWSS dashboard, link above.

SARS-CoV-2 SAMPLING RESULTS - LAST 8 SAMPLES

Date	SARS-CoV-2 (GC/L)
2025-02-11	168,600

2025-02-09	469,500
2025-02-04	27,075
2025-02-02	91,050
2025-01-28	128,850
2025-01-26	92,400
2025-01-21	133,125
2025-01-14	130,275

SARS-CoV-2 LINEAGES IN WASTEWATER

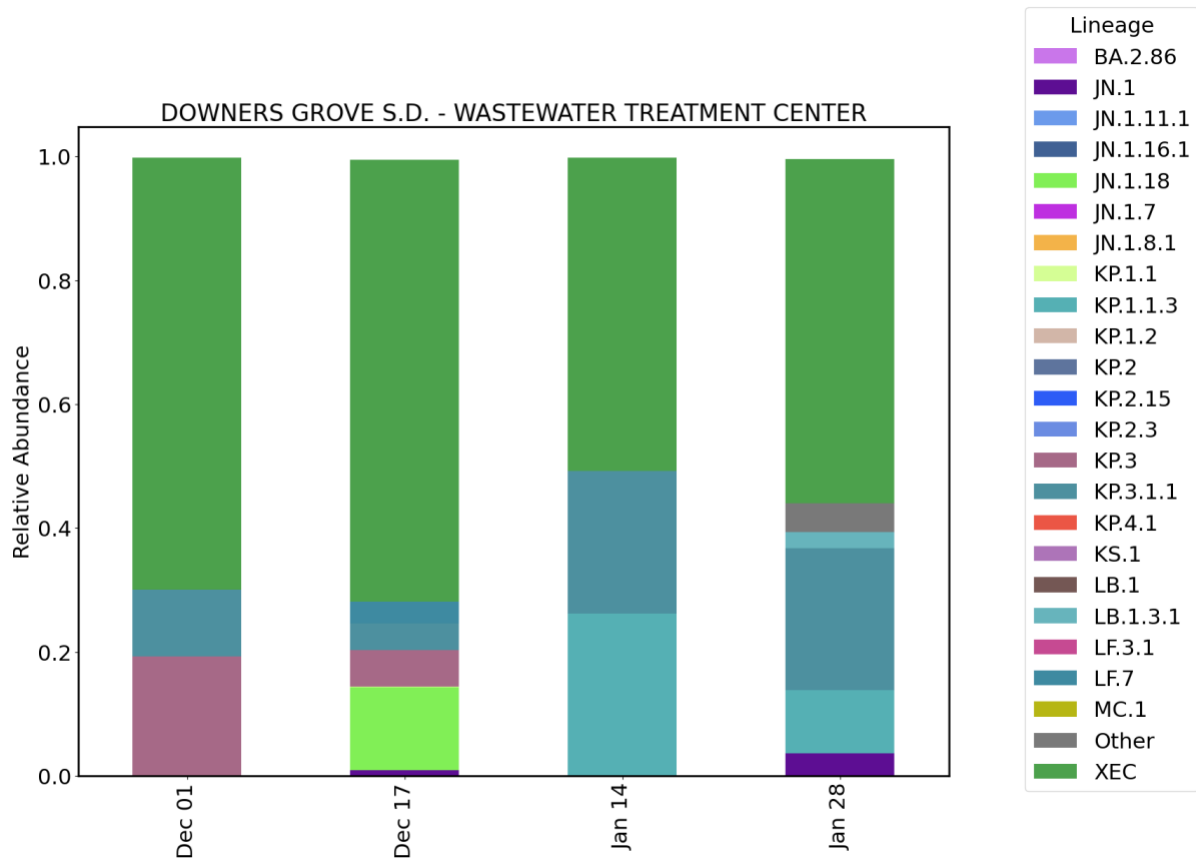


Figure 2. Stacked barplot showing the relative abundances of SARS-CoV-2 lineages in wastewater samples. All lineages in the legend, excluding "Other," are associated with Omicron. The most recently available two months worth of data are shown.

INFLUENZA A/B LEVELS IN WASTEWATER

Wastewater is analyzed using digital PCR (dPCR) to determine the concentration of influenza A and influenza B viruses in a sample. Results are reported in gene copies per liter of starting wastewater.

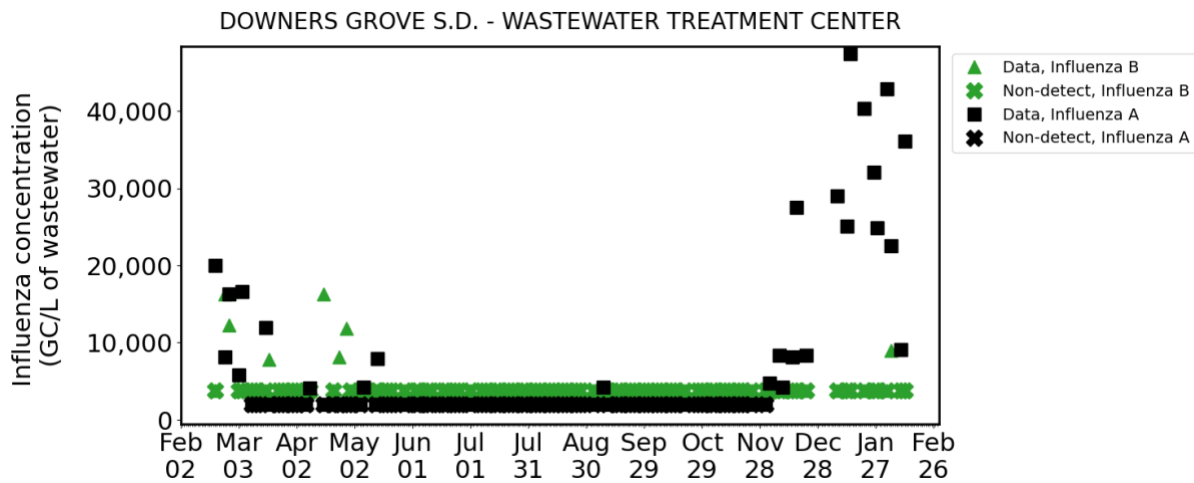


Figure 3. Time series plot of Influenza A/B viral concentrations in gene copies per liter (GC/L) of wastewater. Historical data can be found on the IWSS dashboard, link above.

INFLUENZA A/B SAMPLING RESULTS - LAST 8 SAMPLES

Date	Influenza A (GC/L)	Influenza B (GC/L)
2025-02-11	36,075	Non-detect
2025-02-09	9,150	Non-detect
2025-02-04	22,575	9,000
2025-02-02	42,825	Non-detect
2025-01-28	24,900	Non-detect
2025-01-26	32,100	Non-detect
2025-01-21	40,350	Non-detect
2025-01-14	47,400	Non-detect

RSV LEVELS IN WASTEWATER

Wastewater is analyzed using digital PCR (dPCR) to determine the concentration of Respiratory Syncytial Virus (RSV) in a sample. Results are reported in gene copies per liter of starting wastewater.

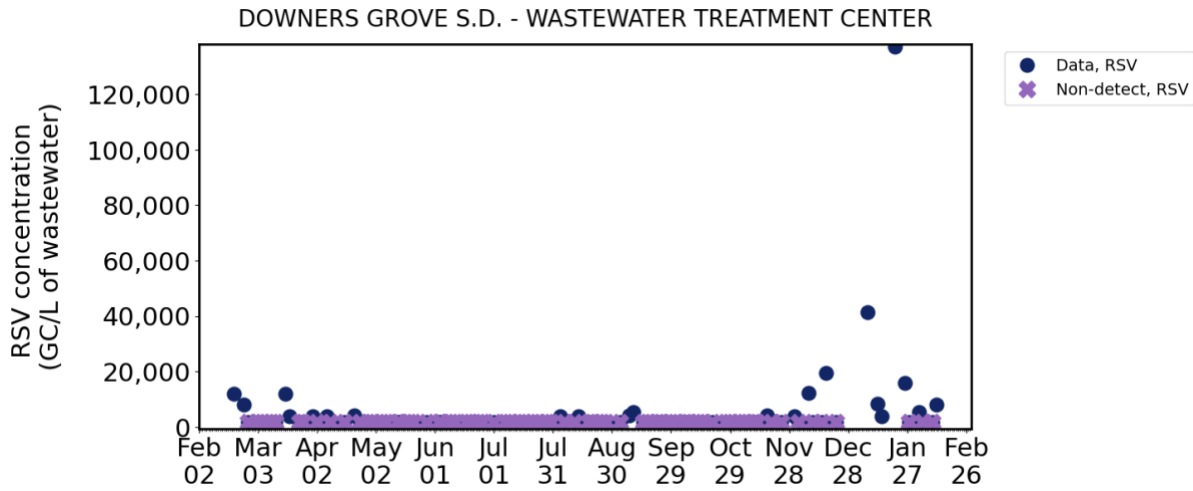


Figure 4. Time series plot of RSV viral concentrations in gene copies per liter (GC/L) of wastewater. Historical data can be found on the IWSS dashboard, link above.

RSV SAMPLING RESULTS - LAST 8 SAMPLES

Date	RSV (GC/L)
2025-02-11	8,025
2025-02-09	Non-detect
2025-02-04	Non-detect
2025-02-02	5,325
2025-01-28	Non-detect
2025-01-26	16,050
2025-01-21	137,175
2025-01-14	3,975

Guide to Interpreting Data on SARS-CoV-2, Influenza, & Respiratory Syncytial Virus (RSV) Gene Copies in Wastewater Samples

What do the results mean?

There are several factors to consider when interpreting viral data in wastewater. The rate, magnitude, and duration of shedding may vary from one person to another and from virus to virus, thus how or even whether it is possible to translate viral levels in wastewater into precise community health metrics is an open scientific question. It is only appropriate to monitor and observe the trends of viral gene copies detected in a community over time. The data presented in tables, graphs, and trend assessments show the concentration of RNA copies in the wastewater area from the community where the wastewater was collected. A significant increase in viral gene copies over time is an indicator that cases may be increasing in the community. Wastewater data should not be interpreted in isolation but rather considered alongside other public health metrics.

What does the number that is reported on a sample day mean?

It is a measure of how many gene copies are present in a sample, typically reported as gene copies per liter of wastewater (GC/L). Samples are typically obtained from municipal wastewater treatment plants and reflect inputs of viral material shed by the community served by the treatment plant. This number does not indicate gene copies per person or population.

How are the gene copies measured in the wastewater?

Wastewater samples are first processed to concentrate and isolate genetic material (RNA) that is present in the sample. RNA sequences specific to SARS-CoV-2, influenza A & B, and RSV are then detected and quantified using a molecular biology tool called digital polymerase chain reaction (dPCR). During dPCR, a targeted segment of the RNA is converted to DNA and then amplified (copied many times) so it can be detected by laboratory instruments. Specific methods for sample processing and PCR-based quantification differ among wastewater monitoring projects and analytical laboratories.

What does it mean if a data point for a sample is 0 or a non-detect?

A non-detect means that the amount of SARS-CoV-2, influenza, or RSV RNA in the wastewater sample is below the level that can be reliably detected by the quantification methods used in a given laboratory. A determination of non-detect does not necessarily mean that no viral RNA is present in the sample or in the system – rather that the levels are low enough that they cannot be reliably determined. In some cases, other components of wastewater may interfere with individual measurements, leading to an incorrect non-detection similar to false negatives that can occur from at-home and clinical testing. A non-detect does not necessarily mean that there are no infected individuals within the associated community.

What is the viral gene copy trend line?

The trend line is calculated using Locally Weighted Scatterplot Smoothing (LOWESS), a local regression analysis. It allows us to see the change in trend over time by fitting a curve to the data. This method is useful because it reduces the influence of outliers, and wastewater data can be highly variable. LOWESS is a more complex extension of the moving average.



DISCOVERY PARTNERS INSTITUTE

PART OF THE UNIVERSITY OF ILLINOIS SYSTEM

Does the number of gene copies in a sample tell us how many people are sick?

There are not presently agreed-upon methods for translating concentration of SARS-CoV-2, influenza, or RSV genetic material in wastewater into a measure of how many people, or even what percentage of a community, have COVID-19, flu, or RSV, respectively. Variability between different wastewater sources, treatment facilities, and communities makes it difficult to translate the SARS-CoV-2, influenza, or RSV concentrations into a measure of how many people are infected in the community. However, an upward or downward trend in viral gene copies per liter of wastewater generally suggests a similar trend in the number of people infected within a given community.

Can I compare the number of gene copies in a sample from site to site?

Because each community has a different mix of wastewater inputs, different populations, and different wastewater systems, it is not appropriate to compare viral gene copy numbers among communities. Instead, trends in SARS-CoV-2, influenza, or RSV concentrations from a specific community over time can be used to help understand whether cases or hospitalizations are likely to increase or decrease in the community. Sample collection methods and mechanisms, collection times, and sample variability are other factors that discourage cross-site comparison.

Can I compare the gene copies of different pathogens to one another?

Because each pathogen is distinct, it is not appropriate to compare their viral gene copy numbers, even at the same site. Instead, trends in SARS-CoV-2, influenza, or RSV concentrations (increasing/decreasing) can be used to understand if cases or hospitalizations for each pathogen are likely to increase or decrease in the community.

Guide to Interpreting Data on SARS-CoV-2 Lineages in Wastewater Samples

What are lineages and how are they determined?

Wastewater is sequenced to determine the variants of SARS-CoV-2 virus present in a sample, a proxy for circulating variants in the community. Our sequencing strategy utilizes the entire genome of SARS-CoV-2 to identify mutations that are diagnostic of variants of the virus. Full genome coverage gives us better resolution for distinguishing variants, especially those very similar to each other. Variant names and lineage relationships are determined by the World Health Organization (WHO).

Variant: A genome that contains a particular set of mutations.

Mutation: A change in the genetic information introduced during viral replication.

Lineage: A collection of variants all related to each other based on analysis of the virus genomic sequence.

What is the sequencing plot showing me?

This plot is displaying the relative abundance, or proportion, of lineages found in a wastewater sample collected on a particular date. This plot was generated after comparing sample sequences to a SARS-CoV-2 reference genome and identifying characteristic mutations that are



DISCOVERY PARTNERS INSTITUTE
PART OF THE UNIVERSITY OF ILLINOIS SYSTEM

associated with different variants. We then calculate the percentage of each variant present in the sample. This plot summarizes the variant detections; lineages are displayed, as there are often many variants detected that are in the same lineage.

What do the results mean?

The SARS-CoV-2 variants identified in a particular plant's wastewater can provide insight into the variants circulating in the population that the plant serves. This information can be useful, as there tend to be fewer clinical sequences, and those might only reflect a small proportion of the community feeling sick enough to pursue testing. The wastewater samples passively capture the virus shed in wastewater from the community where the wastewater was collected, not just those who are symptomatic. Wastewater data is not interpreted in isolation but rather considered alongside other public health metrics.

Does the number or type of lineages tell us how many people are sick?

We cannot tell how many people are sick from the lineages observed in the wastewater. We can only see relative proportions of the variants that are present in the community served by the wastewater treatment plant. We do pay attention to specific mutations that have been identified as having clinical implications (e.g., for effectiveness of medications or disease severity).

Can I compare the lineages in a sample from site to site?

Yes. We often detect variants in a particular plant first, and then see the relative abundance change over time, with certain lineages becoming more prevalent across the state from plant to plant. We compare these detections to sequence data from across the United States and the world.

Why are the dates of the sequencing data not as current as the gene copies data?

Sequencing results are available about two weeks after sample collection. This is because the quantification of SARS-CoV-2 levels by dPCR happens first, and then genetic material (RNA) is sent for sequencing. Additionally, samples then take multiple days to run on the sequencer and computational processing of sequences takes additional time before results are available.

Why do the lineages in the legend change periodically?

The lineages shown in the sequencing plot of this report are in alignment with the CDC's national genomic surveillance system. As the SARS-CoV-2 virus mutates, new variants emerge. This means there are regularly new variants that contribute to the spread of COVID-19. Some variants will disappear while others will continue to spread and even replace others as the dominant variant. These monthly reports reflect those changes as we continue to monitor for emerging variants of concern.



DISCOVERY PARTNERS INSTITUTE

PART OF THE UNIVERSITY OF ILLINOIS SYSTEM

GENERAL MANAGER'S REPORT TO EMPLOYEES

February 21, 2025

WWTC Operations Data – January

The DMR for January indicates that the final effluent averaged 1.80 mg/l CBOD, 0.6 mg/l suspended solids and 0.12 mg/l ammonia nitrogen over a daily average flow of 7.95 MGD.

Sewer Permits – January

There were 8 sewer permits issued in January – 4 single family, 1 commercial, and 3 disconnections.

Financial Data – January

In January, the District received \$919,115 in the General fund, including \$0 in property taxes, \$407,996 in user charges, \$47,428 in surcharges, and \$390,183 in monthly fees. General fund expenses totaled \$697,245. The Improvement fund had revenues of \$5,708 and expenses of \$6,904. The Construction fund had revenues of \$11,101 and expenses of \$5,793.

Personnel

A lunch has been scheduled to celebrate Chuck Preen's retirement. This will be held on Thursday, February 27 at 11:30 am in the MSB Lunchroom. Taco Grill and Salsa Bar will be catering the meal, we will have soda and water, and there will be cake. The menu includes tacos and fajitas with pork, chicken, steak, and ground beef as the meats, various toppings and salsas and guacamole. We will have both flour and corn tortillas available. Please be sure to wish Chuck well in his next adventure!

Deferred Compensation Plan Information

We have updated the information on the employee portal to include the up-to-date booklet for NPPFA (was IPPFA), the presentation from the recent meeting, information regarding financial planning through NPPFA, and a new contribution change form. We have also updated the other plan information to Mission Square and have included an information packet and forms for changes to your account or transfers to or from the account. There is no longer an enrollment form for Mission Square. Enrollment is done on their website. Please see Carly Shaw with any questions regarding either of these plans.

Employee Outerwear

For those employees who have outerwear reimbursement, we are in the process of obtaining quotes for the first round of employee outerwear orders. It is our hope to have these items in the employee shop by early March. Items will include T-shirts, polos, sweatshirts, and other options that may be useful for spring. We will inform staff when those items are available and will communicate all order deadlines.

TopHealth

The March edition of TopHealth is enclosed.

Illinois Wastewater Surveillance System

The District continues to participate in the Illinois Wastewater Surveillance System. COVID, RSV and Influenza data from our wastewater treatment center can be found at <https://iwss.uillinois.edu/wastewater-treatment-plant/275/>.

Sewer Rehabilitation/Infiltration and Inflow Removal

We are targeting the 2C-025 area in downtown Downers Grove for private property inspections and I/I removal. Regular flow monitoring continues.

Status of Projects

1) Centex Lift Station Replacement

The contractor, Baxter & Woodman's electrical engineers, the equipment supplier and ComEd continue to work on addressing the electrical issues at this station.

2) Venard Force Main Replacement

Striping will be completed in the spring, when the weather is warm enough.

3) SCADA Platform Replacement (Ignition)

Concentric continues to work on new displays.

WIMS Classic has been installed on the server. The migration from Hach WIMS to WIMS Classic for employees is currently planned for **9:00 a.m. on Thursday, February 27**. The switchover should take two hours. All users should be closed out of Hach WIMS prior to the transition.

4) WWTC Combustible Gas Detection and Alarm System

The contractor has been installing conduit and emergency fixtures.

5) 2024 Sewer Rehabilitation (Outfall, Powell, and Ogden CIPP)

The grouting work will be completed in the spring, when the weather is warm enough.

6) Facility Plan

B&W continues to work on the Facility Plan. The condition assessment walkthrough for the WWTC is expected to be scheduled soon.

7) Handrail Replacement

District staff will install the bridge railing as time and weather permits.

8) Blower Room Cleanup

A pre-bid meeting was held on February 19 for the cleanup of the Ops Center Blower Room. Bids will be opened on February 27.

Personnel

Thank you to all who attended the luncheon for Chuck Preen. He will be missed!

We have posted a job for the open Maintenance Mechanic position. Please refer interested parties to our website to view the job description, benefits details, and to apply.

<https://www.dgsd.org/opportunities/#employment>

Employee Outerwear

For those employees who have outerwear reimbursement, we are still awaiting one more quote for the items before moving forward with a vendor. We still hope to have these items in the shop very soon. Items will include T-shirts, polos, sweatshirts, and other options that may be useful for spring/summer. We will inform staff when those items are available and will communicate all order deadlines.

Illinois Wastewater Surveillance System

The District continues to participate in the Illinois Wastewater Surveillance System. COVID, RSV and Influenza data from our wastewater treatment center can be found at <https://iwss.uillinois.edu/wastewater-treatment-plant/275/>.

Sewer Rehabilitation/Infiltration and Inflow Removal

We are targeting the 2C-025 area in downtown Downers Grove for private property inspections and I/I removal. Regular flow monitoring continues.

Status of Projects

1) Centex Lift Station Replacement

The contractor, Baxter & Woodman's electrical engineers, the equipment supplier and ComEd continue to work on addressing the electrical issues at this station.

2) Venard Force Main Replacement

Striping will be completed in the spring, when the weather is warm enough.

3) SCADA Platform Replacement (Ignition)

Concentric continues to work on new displays and to address our comments on those that have been reviewed.

The migration from Hach WIMS to WIMS Classic was completed on February 27. If you have any issues with WIMS Classic, please let your supervisor know. WIMS Classic comes with support from the manufacturer.

4) WWTC Combustible Gas Detection and Alarm System

The contractor has installed conduit, emergency fixtures, gas sensors and transmitters. The controllers are expected to be delivered in the last week of March.

5) 2024 Sewer Rehabilitation (Outfall, Powell, and Ogden CIPP)

The grouting work will be completed in the spring, when the weather is warm enough.

6) Facility Plan

B&W continues to work on the Facility Plan. The condition assessment walkthrough for the WWTC is expected to be scheduled soon.

7) Handrail Replacement

District staff will install the bridge railing as time and weather permits.

8) Blower Room Cleanup

Bids were opened on February 27. At the March Board meeting, District staff will recommend the project be awarded to the lowest responsive and responsible bidder, Valor Technologies, Inc.

9) Rogers Street Mainline Sewer Replacement

This project will replace 28 feet of 15” sanitary sewer between MH 1G-004 and MH 1G-004-A. B&W is working on the plans and specifications.

10) Wroble Force Main Replacement

Under this project, 610 feet of the Wroble Lift Station force main south of the intersection of 63rd St and Fairview Ave will be replaced. This project will advertise for bids on March 20th.

NPDES
FORM
6100-043



Sewer Overflow and Bypass Event Report [40 CFR 122.41(l)(4), (6), and (7)]

FORM
Approved OMB No.
2040-0004
Expires on
07/31/2026

This collection of information is approved by OMB under the Paperwork Reduction Act, 44 U.S.C. 3501 et seq. (OMB Control No. 2040-0004). Responses to this collection of information are mandatory in accordance with this permit and EPA NPDES regulations (40 CFR 122.41(l)(4),(6), and (7) and 122.41(m)). An agency may not conduct or sponsor, and a person is not required to respond to, a collection of information unless it displays a currently valid OMB control number. The public reporting and recordkeeping burden for this collection of information are estimated to average 1 to 5 hours per response. Send comments on the Agency's need for this information, the accuracy of the provided burden estimates and any suggested methods for minimizing respondent burden to the Regulatory Support Division Director, U.S. Environmental Protection Agency (2821T), 1200 Pennsylvania Ave., NW, Washington, D.C. 20460. Include the OMB control number in any correspondence. Do not send the completed form to this address.

EPA may make all the information submitted through this form (including all attachments) available to the public without further notice to you. Do not use this online form to submit personal information (e.g., non-business cell phone number or non-business email address), confidential business information (CBI), or if you intend to assert a CBI claim on any of the submitted information. Pursuant to 40 CFR 2.203(a), EPA is providing you with notice that all CBI claims must be asserted at the time of submission. EPA cannot accommodate a late CBI claim to cover previously submitted information because efforts to protect the information are not administratively practicable since it may already be disclosed to the public. Although we do not foresee a need for persons to assert a claim of CBI based on the types of information requested in this form, if persons wish to assert a CBI claim we direct submitters to contact the NPDES eReporting Help Desk NPDESereporting@epa.gov (mailto:NPDESereporting@epa.gov) for further guidance.

Facility Information

Facility Name: DOWNERS GROVE S.D. - WASTEWATER TREATMENT CENTER

NPDES ID: IL0028380

Facility Address: 5003 WALNUT AVENUE DOWNERS GROVE, IL 60515

Program Information

Select the type of report you want to submit: Sewer Overflow/Bypass Event Report

Were the sewer overflows or unanticipated bypass events caused by an extreme event (e.g., hurricane that flooded the sewer system) such that the number of sewer overflows cannot be tabulated as they are too numerous to count?

No

Event Information

Please enter the start and end dates of your reporting period. You can use this report to cover one or more related sewer overflow or bypass events.

Reporting Period Start Date: 02/25/2025

Reporting Period End Date: 02/25/2025

Are you submitting this sewer overflow/bypass event report due to a wet-weather event? No

Event Information

Please enter one event for each CSO, SSO, or bypass that has occurred for this reporting period.

Event ID: 1

Description:

Reporting Requirement: 5-day reporting for noncompliance that may endanger health or the environment

Event Category: SSO

Please enter the type of structure of the sewer overflow. If other is selected, please enter a description of the other structure.

Type of Structure: Broken Pipe

Collection System ID: 001 - DOWNERS GROVE S.D. - WASTEWATER TREATMENT CENTER SSCS

Latitude and Longitude: 41.772099°N, 87.993904°W

Did this event reach waters of the United States? No

Is this an ongoing event with an unknown end date/time? No

➔ Please enter the approximate event start and end date.

Same as reporting period start and end date: Yes

Event Start Date: 02/25/2025

Event End Date: 02/25/2025

Please enter the approximate event start and end time.

Event Approximate Start Time:

Event Approximate End Time:

08:16 pm

09:08 pm

Duration of Event: 52 minute(s)

Please enter the estimated discharge volume in gallons OR the estimated average discharge rate in gallons per hours.

Estimated Discharge Volume (gallons): 3900

Estimated Average Discharge Rate (gallons per hour): 4500

Method for Quantifying Discharge: Best Professional Judgement

Violation Detection Information

Violation Code	Violation Description	Event ID	Start Date	End Date
R013S	Dry-weather SSO, no discharge to waters of the U.S., that may "endanger health or the environment"	1	2025-02-25	2025-02-25

Causes

Please enter at least one cause for each event ID entered in the Sewer Overflow/Bypass Event Information section of this report.

1)

Category: Sewer Collection System Problems

Cause: Broken Pipe - Aging Infrastructure

Event IDs:

- 1

Corrective Actions

Please enter at least one corrective action for each event ID entered in the Sewer Overflow/Bypass Event Information section of this report.

1)

Category: Short Term Response Actions

Corrective Action: Fix Broken Pipe

Event IDs:

- 1

2)

Category: Long Term Corrective Actions

Corrective Action: Other

Other Corrective Action Description: Replacement of 611 feet of this force main (including this section) is budgeted for 2025.

Event IDs:

- 1

Impacts

Please enter at least one impact for each event ID entered in the Sewer Overflow/Bypass Event Information section of this report.

1)

Category: No Potential Impacts Expected

Impact: No Potential Impacts Expected

Event IDs:

- 1

Additional Information

Are you required to submit a twenty-four hour notification to the permitting authority for the events included in this report? Yes

➔ Twenty-Four Hour Reporting

Please identify the individual at the permitting authority notified of the event, or if not an individual, how the permitting authority was notified.

Todd Bennett, IEPA Field Operations Section Manager

Date Notified: 02/26/2025

Time Notified: 08:12 am

Please identify the individual who reported the event to the permitting authority.

Name: Amy R. Underwood

Please enter any additional information that you would like to provide in the comment box below.

Additional Attachments

Name	Created Date	Size
------	--------------	------

Certification Information

I certify under penalty of law that this document and all attachments were prepared under my direction or supervision in accordance with a system designed to assure that qualified personnel properly gathered and evaluated the information submitted. Based on my inquiry of the person or persons who manage the system, or those persons directly responsible for gathering the information, the information submitted is, to the best of my knowledge and belief, true, accurate, and complete. I have no personal knowledge that the information submitted is other than true, accurate, and complete. I am aware that there are significant penalties for submitting false information, including the possibility of fine and imprisonment for knowing violations. Signing an electronic document on behalf of another person is subject to criminal, civil, administrative, or other lawful action.

Certified By: Amy R. Underwood (ARUNDERWOOD)

Certifier Organization: Downers Grove Sanitary District

Certifier Title:

Certifier Email: aunderwood@dgsd.org

Certified On: 02/28/2025 11:17 AM ET

Board of Trustees
Amy E. Sejnost
President
Jeremy M. Wang
Vice President
Mark Eddington, P.E.
Clerk



General Manager
Amy R. Underwood, P.E.

Legal Counsel
Daniel McCormick, P.C.

2710 Curtiss Street
P.O. Box 1412
Downers Grove, IL 60515-0703
Phone: 630-969-0664
Fax: 630-969-0827
www.dgsd.org

Providing a Better Environment for South Central DuPage County

March 5, 2025

Illinois Environmental Protection Agency
Division of Water Pollution Control
Sent Electronically to: EPA.PrmtSpecCondtns@Illinois.gov

***Subject: IL0028380 Special Condition 17.E
Wastewater Treatment Center Phosphorus Discharge Optimization Plan
2025 Progress Report***

To Whom It Concerns:

Special Condition 17 of permit IL0028380 requires the Downers Grove Sanitary District to submit an annual progress report on its Phosphorus Discharge Optimization Plan (PDOP). The PDOP, submitted in July 2017, evaluates source reduction measures, operational improvements, and minor low-cost facility modifications to optimize reductions in phosphorus discharges from the wastewater treatment center (WWTC). This letter serves as the District's 2025 PDOP annual progress report, in compliance with Special Condition 17, Paragraph E. This report is due by March 31, 2025.

WWTC Phosphorus Removal Performance

The WWTC total phosphorus (TP) monitoring data for calendar year 2024 is summarized in Table 1 on the next page.

A summary of the monthly and annual average WWTC TP monitoring data since the PDOP was completed is provided in Table 2 for comparison. The baseline data, which was collected prior to any phosphorus removal optimization efforts, is also presented.

Table 1. 2024 WWTC Total Phosphorus Monitoring Data

	INFLUENT		EFFLUENT		FRACTION REMOVED
	CONCN mg/l	LOAD lbs/day	CONCN mg/l	LOAD lbs/day	
Jan-24	2.97	379	1.43	178	0.53
Feb-24	4.33	339	2.45	183	0.46
Mar-24	3.55	338	2.18	212	0.37
Apr-24	3.32	388	2.03	212	0.45
May-24	6.27	610	2.30	229	0.62
Jun-24	6.23	544	3.20	269	0.51
Jul-24	5.21	387	3.22	230	0.41
Aug-24	5.50	367	3.66	253	0.31
Sep-24	5.94	335	4.14	226	0.33
Oct-24	6.84	343	4.27	212	0.38
Nov-24	3.95	322	2.81	204	0.37
Dec-24	5.99	348	3.80	210	0.40
Average	5.01	392	2.96	218	0.43
Maximum	6.84	610	4.27	269	0.62
Minimum	2.97	322	1.43	178	0.31

Table 2. Historic WWTC Total Phosphorus Annual Average Monitoring Data

	INFLUENT		EFFLUENT		FRACTION REMOVED	NOTES
	CONCN mg/l	LOAD lbs/day	CONCN mg/l	LOAD lbs/day		
Baseline*	4.81	365	3.07	229	0.37	
2017	5.62	414	2.99	217	0.48	RAS fermenter in service
2018	5.43	448	2.48	208	0.52	RAS fermenter in service
2019	4.68	434	2.16	201	0.53	RAS fermenter in service
2020	5.33	418	2.90	228	0.45	RAS fermenter in service
2021	5.72	405	3.33	238	0.40	RAS fermenter in service
2022	5.12	373	2.91	200	0.46	RAS fermenter removed from service in July
2023	5.14	369	2.94	219	0.40	
2024	5.01	392	2.96	218	0.43	

*Baseline data was collected from July 2012 to July 2013

WWTC Influent Reduction Measures

The influent phosphorus load to the District’s Wastewater Treatment Center (WWTC) in 2024 was consistent with the previous few years, giving the District no reason to suspect any user has significantly increased their phosphorus discharge. Therefore, no special sampling of industrial users or surcharge customers was done in 2024.

Phosphorus is a sampling parameter in the regular surcharge sampling program for the few users that were previously tested.

WWTC Effluent Reduction Measures

Sidestream Enhanced Biological Phosphorus Removal

The 2022 Progress Report on the WWTC PDOP indicated that the return activated sludge (RAS) fermenter which the District had been operating in an attempt to do sidestream enhanced biological phosphorus removal had impacted our ability to always meet our total suspended solids (TSS) permit limits and had made meeting our ammonia permit limits challenging. Based on the data presented in the 2022 PDOP report, it was not clear whether the sidestream EBPR was working. The District decided to remove the RAS fermenter from service in July 2022. As can be seen in Table 2 above, the average effluent TP concentration and the percent removal of phosphorus in 2022 were comparable to the previous five years regardless of the RAS fermenter only being in service for half the year. The average effluent TP concentration and the percent removal of phosphorus in 2023 and 2024 were within the range recorded during the years when the RAS fermenter was in service. The impact, if any, of removing the RAS fermenter may become more apparent in the future once the District has collected more data.

The District's commitment to the goals set forth in in the PDOP remain. Sampling to collect data to recalibrate a BioWin model of the WWTC started in December 2024. Once recalibrated, the model will then be used to reevaluate the potential to optimize biological phosphorus removal.

We trust that this letter report satisfies the requirements in Special Condition 17 for a PDOP progress report. As required by Special Condition 17, this report has been posted to the District's website.

If you have any questions or comments, please contact me at the above address and phone.

Very Truly Yours,



Amy R. Underwood, P.E.
General Manager

cc: Board of Trustees
Marc Majewski, DGSD Operations Supervisor
Reese Berry, DGSD Laboratory Supervisor
Stephen McCracken, DRSCW